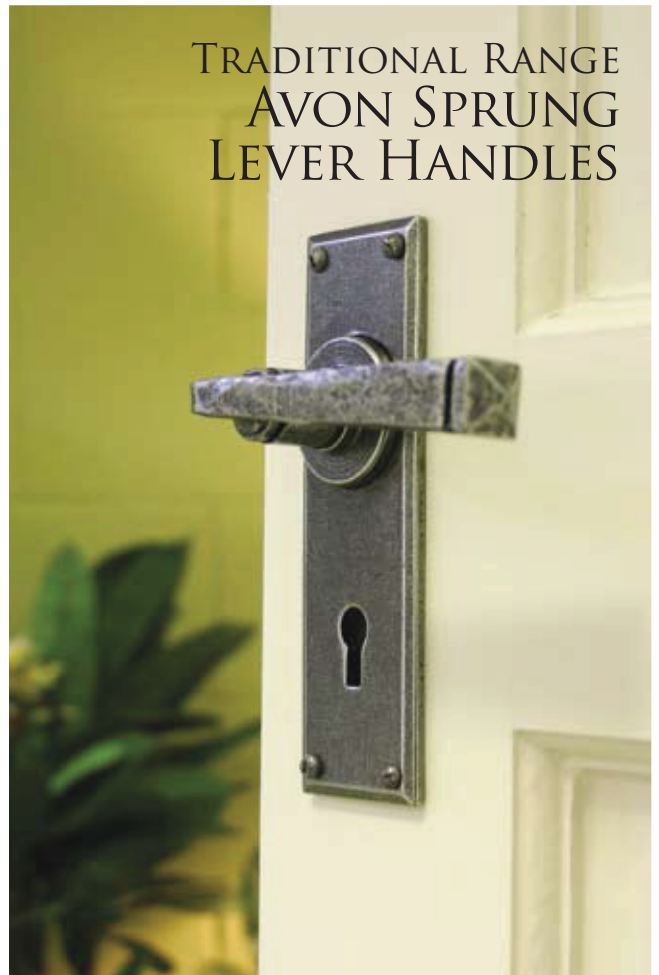


## TRADITIONAL RANGE AVON SPRUNG LEVER HANDLES



33700 (Avon Lever Lock)

### AVON LEVER LOCK SET

BACKPLATE SIZE: 152MM X 48MM  
HANDLE LENGTH: 110MM  
CENTRES: 57MM

*A very striking, contemporary handle that looks great on any type of house, old or new & has a strong spring incorporated into the stylish boss design to give it both functionality & elegance.*



**33700**  
PEWTER PATINA



33701 - Pewter Patina Finish

### AVON LEVER LATCH SET

BACKPLATE SIZE: 152MM X 48MM  
HANDLE LENGTH: 110MM

*This latch version of our very popular Avon range enables versatility for the user in areas around the home where you have no need for a locking mechanism i.e. in a lounge or dining room.*



**33701**  
PEWTER PATINA

33700 - Pewter Patina Finish



33702 - Pewter Patina Finish

## AVON LEVER BATHROOM SET

BACKPLATE SIZE: 152MM X 48MM  
HANDLE LENGTH: 110MM  
CENTRES: 57MM

*A bathroom version of the stylish Avon handle which comes complete with a fitted thumbturn, has a smooth turning action and allows the locking of your door when used in conjunction with a bathroom mortice lock (see page 60).*



**33702**

PEWTER PATINA



33703 - Pewter Patina Finish

## AVON LEVER EURO LOCK SET

BACKPLATE SIZE: 152MM X 48MM  
HANDLE LENGTH: 110MM

*The Euro version of the Avon handle is designed to be used in conjunction with a euro sash lock and euro cylinder, with or without a thumbturn (see page 60) and allows your door to be locked from the inside or out. Ideal for guest rooms, hotels or replacement of existing euro handles.*



**33703**

PEWTER PATINA



33123 - Black Finish

## AVON LEVER ESPAG. LOCK SET

BACKPLATE SIZE: 241MM X 48MM  
BACKPLATE THICKNESS: 5MM  
HANDLE LENGTH: 110MM  
CENTRES: 92MM  
FIXING CENTRES: 215MM

*An espagnolette version of the stylish Avon handle, which is designed with an extra long backplate to be used with all multi point locks (3 point locking systems - see page 61). This handle is the only one of the Avon range which is not sprung and allows for upward (locking) movement of the handle but still incorporates the same, elegant boss design.*



**33123**  
BLACK

**33704**  
PEWTER PATINA

73106 - Black Finish



### COTTAGE LEVER LOCK SET

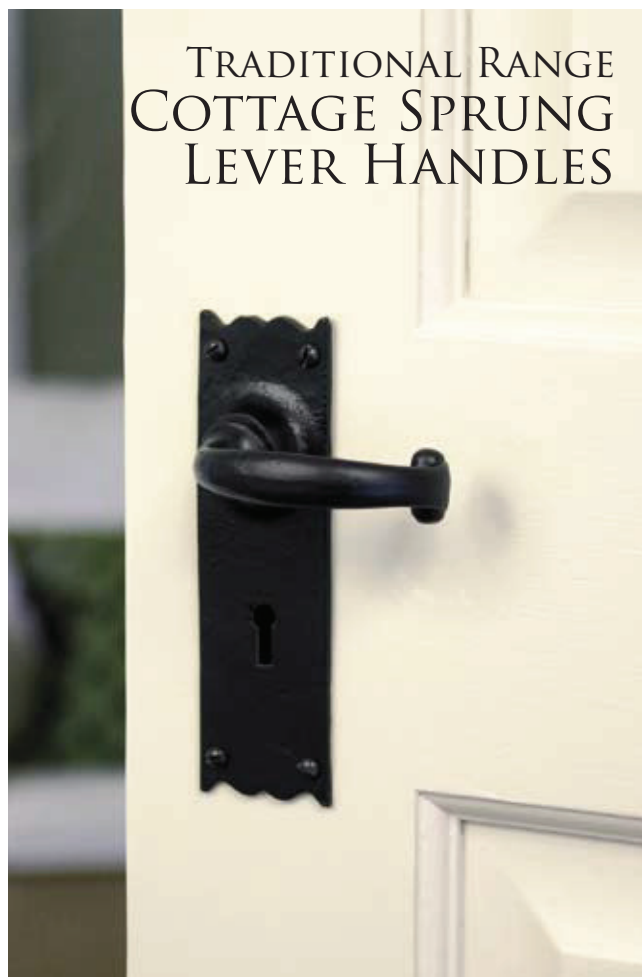
BACKPLATE SIZE: 171MM X 51MM  
HANDLE LENGTH: 89MM  
CENTRES: 57MM

*A very traditional looking design which incorporates a decorative 'curl' at the end of a slightly curved handle and a 'wave' design cut into the top and bottom of the backplate.*



**73106**  
BLACK

## TRADITIONAL RANGE COTTAGE SPRUNG LEVER HANDLES



73106 (Cottage Lever Lock)

73107 - Black Finish



### COTTAGE LEVER LATCH SET

BACKPLATE SIZE: 171MM X 51MM  
HANDLE LENGTH: 89MM

*A latch version of the traditional Cottage handle which allows versatility in it's areas of use and helps to create a uniform look throughout your home if used with the other handles in the range.*



**73107**  
BLACK

### COTTAGE LEVER BATHROOM SET

BACKPLATE SIZE: 171MM X 51MM  
HANDLE LENGTH: 89MM  
CENTRES: 57MM

*This bathroom set helps to complete the Cottage range of handles and comes complete with a fitted thumbturn, which has a smooth turning action and allows the locking of your door when used in conjunction with a bathroom mortice lock (see page 60).*



**73108**  
BLACK



73108 - Black Finish

## TRADITIONAL RANGE CROMWELL LEVER HANDLES



33117 (Cromwell Lever Latch)



33730 - Pewter Patina Finish

### CROMWELL SPRUNG LEVER LOCK SET

BACKPLATE SIZE: 270MM X 40MM  
HANDLE LENGTH: 115MM  
CENTRES: 57MM

*The Cromwell range of handles have a 'Tudor' style backplate and come with a slightly flattened, triangular shaped handle. They also have a strong spring incorporated into the stylish boss design to give it both functionality and elegance.*



**33116**  
BLACK

**33730**  
PEWTER PATINA

### CROMWELL SPRUNG LEVER LATCH SET

BACKPLATE SIZE: 270MM X 40MM  
HANDLE LENGTH: 115MM

*A latch version of the elegant Cromwell handle which allows versatility in it's areas of use and helps to create a uniform look throughout your home when used with the other handles in the range.*



**33117**  
BLACK

**33731**  
PEWTER PATINA



33117 - Black Finish



33732 - Pewter Patina Finish

### CROMWELL SPRUNG LEVER BATHROOM SET

BACKPLATE SIZE: 270MM X 40MM  
HANDLE LENGTH: 115MM  
CENTRES: 57MM

*This bathroom set helps to complete the Cottage range of handles and comes complete with a fitted thumbturn, which has a smooth turning action and allows the locking of your door when used in conjunction with a bathroom mortice lock (see page 60).*



**33118**  
BLACK

**33732**  
PEWTER PATINA



# TRADITIONAL RANGE GOTHIC LEVER HANDLES



33600 (Gothic Lever Lock), 33681 (Letterplate Cover), 33663 (Straight Door Bolt) & 33693 (4" Butt Hinge)

## GOTHIC LEVER LOCK SET

BACKPLATE SIZE: 248MM X 44MM

HANDLE LENGTH: 110MM

CENTRES: 57MM

*The Gothic range of handles get their name from the 'pointed arch' to the backplate, reminiscent of gothic architecture and the styled handle, turned to be seen at an angle, notched and pointed at the end only adds to that 'Gothic' effect. This lock version is ideal for a front door with a similar style but also looks great on any imposing entrance way.*



**33271**  
BEESWAX



**33276**  
BLACK



**33600**  
PEWTER PATINA



**33942**  
BRONZE



33942 - Bronze Finish

## GOTHIC LEVER LATCH SET

BACKPLATE SIZE: 248MM X 44MM

HANDLE LENGTH: 110MM

*This latch version of our Gothic handle allows the same style to be carried throughout the home and has a multitude of areas where it can be used from dining rooms and lounges to bedrooms and kitchens.*



**33270**  
BEESWAX



**33275**  
BLACK



**33601**  
PEWTER PATINA



33275 - Black Finish



33272 - Beeswax Finish

## GOTHIC LEVER BATHROOM SET

BACKPLATE SIZE: 248MM X 44MM  
HANDLE LENGTH: 110MM  
CENTRES: 57MM

*This bathroom set helps to complete the Gothic range of handles and comes with a fitted thumbturn, which has a smooth turning action and allows the locking of your door when used in conjunction with a bathroom mortice lock (see page 60).*



**33272**  
BEESWAX



**33274**  
BLACK



**33604/B**  
PEWTER PATINA



33277 - Black Finish

## GOTHIC LEVER EURO LOCK SET

BACKPLATE SIZE: 248MM X 44MM  
HANDLE LENGTH: 110MM

*The euro version of the Gothic handle is designed to be used in conjunction with a euro sash lock and euro cylinder (see page 60) and allows your door to be locked from inside or outside. Ideal for patio doors or replacement of existing euro handles.*



**33269**  
BEESWAX



**33277**  
BLACK



**33604/47**  
PEWTER PATINA

## GOTHIC LEVER ESPAG. LOCK SET

BACKPLATE SIZE: 248MM X 44MM  
BACKPLATE THICKNESS: 5MM  
HANDLE LENGTH: 110MM  
CENTRES: 92MM  
FIXING CENTRES: 192MM


*An espagnolette version of the Gothic handle, which is designed to be used with multi point locks, including narrow backsets (3 point locking systems - see page 61). This handle allows for the upward (locking) movement.*



**33273**  
BLACK



**33604**  
PEWTER PATINA



33604 - Pewter Patina Finish

33634 - Pewter Patina Finish



### GOTHIC CURVED SPRUNG LEVER LOCK SET

BACKPLATE SIZE: 248MM X 43MM  
HANDLE LENGTH: 115MM  
CENTRES: 57MM

*The Gothic Curved range of handles have a heavy duty spring incorporated in a stylish boss design. The backplate keeps the same pointed 'Gothic' look but with a softer, 'curved' handle design.*



**33136**  
BLACK

**33634**  
PEWTER PATINA

## TRADITIONAL RANGE GOTHIC CURVED SPRUNG LEVER HANDLES



33635 (Gothic Curved Lever Latch)

33137 - Black Finish



### GOTHIC CURVED SPRUNG LEVER LATCH SET

BACKPLATE SIZE: 248MM X 43MM  
HANDLE LENGTH: 115MM

*This latch version of our Gothic Curved handle allows the same style to be carried throughout the home and has a multitude of areas where it can be used from dining rooms and lounges to bedrooms and kitchens.*



**33137**  
BLACK

**33635**  
PEWTER PATINA

### GOTHIC CURVED SPRUNG LEVER BATHROOM SET

BACKPLATE SIZE: 248MM X 43MM  
HANDLE LENGTH: 115MM  
CENTRES: 57MM

*This bathroom set helps to complete the Gothic Curved range of handles and comes complete with a fitted thumbturn, which has a smooth turning action and allows the locking of your door when used in conjunction with a bathroom mortice lock (see page 60).*



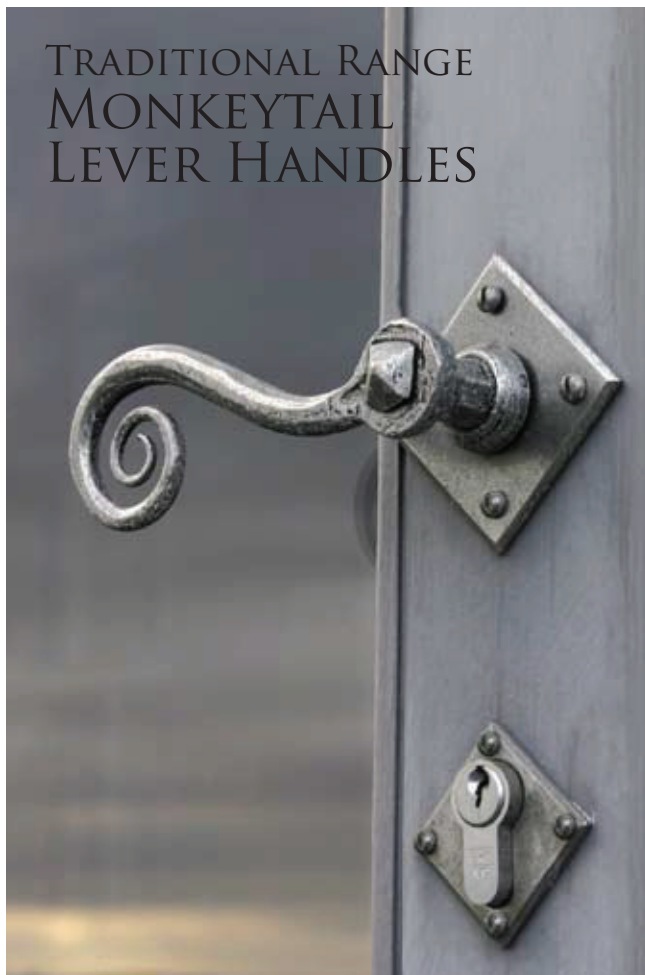
**33138**  
BLACK

**33636**  
PEWTER PATINA



33636 - Pewter Patina Finish

## TRADITIONAL RANGE MONKEYTAIL LEVER HANDLES



33612 (Monkeytail on Diamond) & 33622 (Euro Escutcheon)

33615 - Pewter Patina Finish



### MONKEYTAIL LEVER LOCK SET

BACKPLATE SIZE: 152MM X 51MM  
HANDLE LENGTH: 127MM  
CENTRES: 57MM

*This range of handles has a simple backplate design so all the focus is directed at the very distinctive Monkeytail handle style, which has been drawn from a single piece of steel.*



**33279**  
BLACK

**33615**  
PEWTER PATINA

### MONKEYTAIL LEVER LATCH SET

BACKPLATE SIZE: 152MM X 51MM  
HANDLE LENGTH: 127MM

*A lever latch handle to compliment the lock version and allows use in a multitude of areas around the home. It's distinctive style wouldn't look out of place on any style of door, painted or natural.*



**33278**  
BLACK

**33616**  
PEWTER PATINA



33278 - Black Finish

### MONKEYTAIL ON DIAMOND ROSETTE

ROSETTE SIZE: 76MM X 76MM  
HANDLE LENGTH: 127MM

*A very desirable and distinctive product which can be very versatile when used in conjunction with either a latch, lock, bathroom dead bolt, Euro or Espag. mechanism. Matching escutcheons for lock and Euro are available to create the complete look (see page 36).*



**33235**  
BLACK

**33612**  
PEWTER PATINA

**33935**  
BRONZE



33935 - Bronze Finish



33319 - Black Finish



### OAK LEVER LOCK SET

BACKPLATE SIZE: 127MM X 51MM  
HANDLE LENGTH: 95MM  
CENTRES: 57MM

*A very traditional style, sprung handle with a decorative feature cut into the backplate and a simple, yet stylish design to the handle.*



**33319**  
BLACK

33318 - Black Finish



### OAK LEVER LATCH SET

BACKPLATE SIZE: 127MM X 51MM  
HANDLE LENGTH: 95MM

*A latch version to compliment the very traditional style of our Oak Lock Set so the same style and feel can be re-created anywhere in the home.*



**33318**  
BLACK


### SMOOTH LEVER LOCK SET

BACKPLATE SIZE: 152MM X 35MM  
HANDLE LENGTH: 90MM  
CENTRES: 57MM

*The Smooth sprung lever lock is the simplest of handle designs in our collection so if your still looking to create that antique feel but don't want anything too flamboyant of a design then you cannot go wrong with this solid steel handle.*

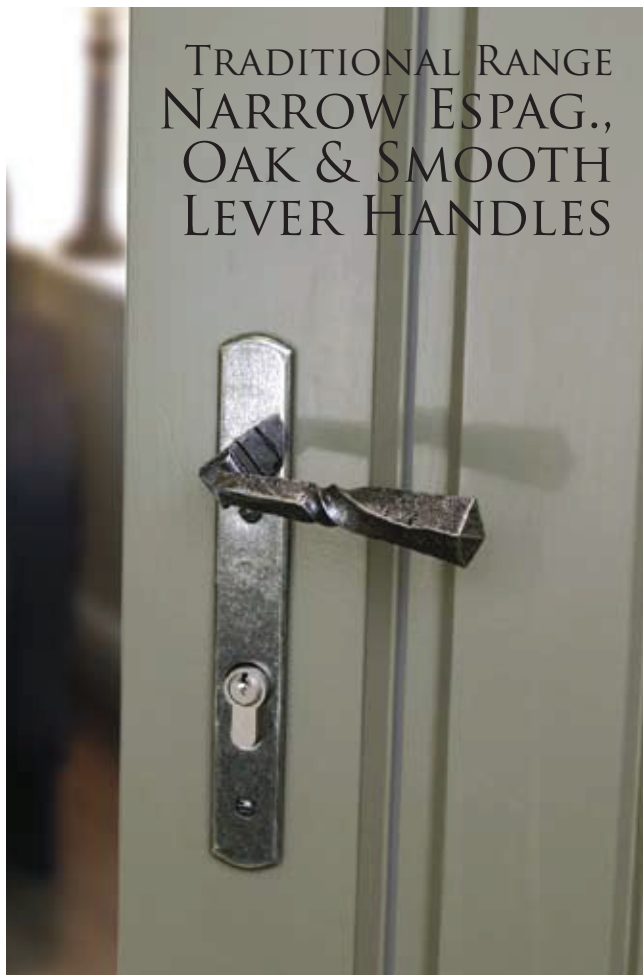


**33320**  
BLACK



33320 - Black Finish

## TRADITIONAL RANGE NARROW ESPAG., OAK & SMOOTH LEVER HANDLES



33633 (Narrow Lever Espagnolette)



33633 - Pewter Finish

### NARROW LEVER ESPAG. LOCK SET

BACKPLATE SIZE: 220MM X 30MM  
BACKPLATE THICKNESS: 5MM  
HANDLE LENGTH: 115MM  
CENTRES: 92MM  
FIXING CENTRES: 123MM

*This narrow Espag. set has a very nice 'twist' detail in the handle and is designed to be used with multi point locks (3 point locking systems - see page 61). The handle is not sprung which allows for the upward (locking) movement commonly associated with espagnolette systems and ideal for upvc doors.*



**33119**  
BLACK

**33633**  
PEWTER PATINA

## TRADITIONAL RANGE STRAIGHT LEVER HANDLES



73109 (Straight Lever Lock)



### STRAIGHT LEVER LOCK SET

BACKPLATE SIZE: 152MM X 41MM  
HANDLE LENGTH: 127MM  
CENTRES: 57MM

*The Straight range of sprung lever handles have a very simple, square backplate which doesn't distract from the stylish square boss and the distinctive, long handle.*



**73109**  
BLACK



### STRAIGHT LEVER LATCH SET

BACKPLATE SIZE: 152MM X 41MM  
HANDLE LENGTH: 127MM

*A latch version to compliment the very stylish design of our Straight, sprung lock set so the same look and feel can be re-created anywhere in the home, including bedrooms, dining rooms and kitchens.*



**73110**  
BLACK

73110 - Black Finish



### STRAIGHT LEVER BATHROOM SET

BACKPLATE SIZE: 152MM X 41MM  
HANDLE LENGTH: 127MM  
CENTRES: 57MM

*This bathroom set helps to complete the Straight range of sprung handles and comes complete with a fitted thumbturn, which has a smooth turning action and allows the locking of your door when used in conjunction with a bathroom mortice lock (see page 60).*



**73111**  
BLACK

73111 - Black Finish



33170 - Beeswax Finish

## TUDOR LEVER LOCK SET

BACKPLATE SIZE: 273MM X 40MM  
HANDLE LENGTH: 138MM  
CENTRES: 57MM

*An authentically styled Tudor lock set with a decorative backplate and an angled handle which is pointed at either end. Nothing smaller than a 3" lock would be advisable with this handle so as not to catch the end of the pointed handle on your doorstep.*



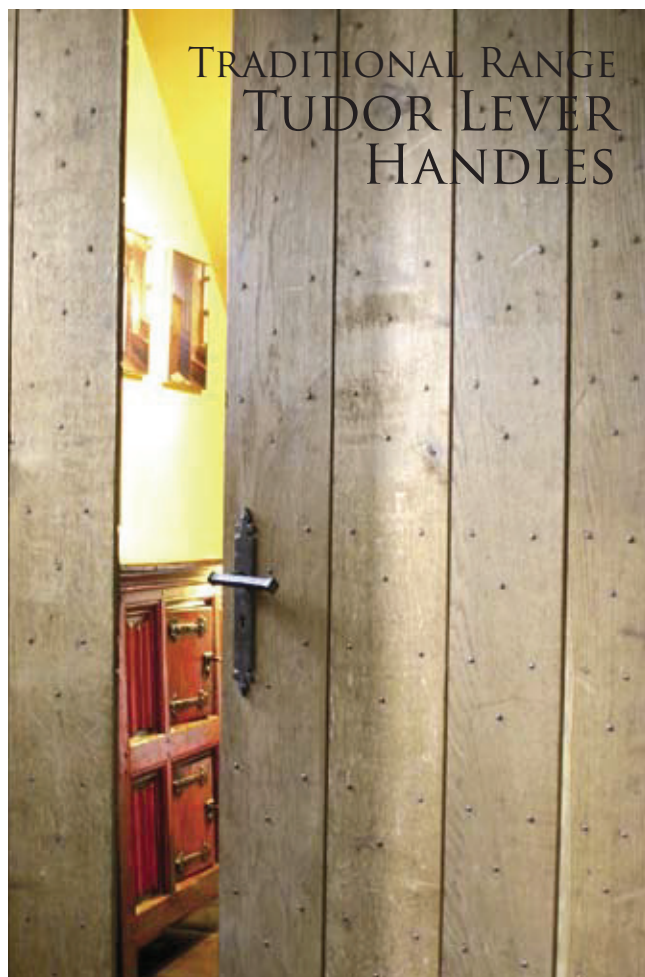
**33170**  
BEESWAX



**33247**  
BLACK



**33608**  
PEWTER PATINA



## TRADITIONAL RANGE TUDOR LEVER HANDLES

33170 (Tudor Lever Lock)



33609 - Pewter Patina Finish

## TUDOR LEVER LATCH SET

BACKPLATE SIZE: 273MM X 40MM  
HANDLE LENGTH: 138MM

*A latch handle to compliment the lock version and allows use in a multitude of areas around the home. It's distinctive style wouldn't look out of place on any style of door, painted or natural. A minimum size of a 3" latch is advisable (see page 60).*



**33171**  
BEESWAX



**33173**  
BLACK



**33609**  
PEWTER PATINA


## TUDOR LEVER ESPAG. LOCK SET

BACKPLATE SIZE: 248MM X 45MM  
BACKPLATE THICKNESS: 5MM  
HANDLE LENGTH: 138MM  
CENTRES: 92MM  
FIXING CENTRES: 147MM

*The espag. version compliments the range and is designed to be used with 3 point locking systems (see page 61) which has a minimum backset of 45mm. The handle is not sprung which allows for the upward (locking) movement commonly associated with espagnolette systems.*




**33172**  
BLACK



33172 - Black Finish





## TRADITIONAL RANGE BOX LOCKS, RIM LOCKS & SPARE KEEPS

33005 (Oak Box Lock - External View)



## OAK BOX LOCK & OCTAGONAL KNOB SET

Made from English oak, unstained and contains a five-lever British lock which offers excellent security. This product is reversible and comes complete with octagonal knobs and separate roses. For use on doors with a maximum thickness of 44mm. Thicker doors can be accommodated but you will need to contact us for an extra long key (chargeable service).

BOX LOCK: 223MM X 172MM  
KEEP SIZE: 223MM X 36MM  
FIXING CENTRES: 245MM  
STRAP LENGTH: 262MM  
SPINDLE CENTRE: 130MM  
LOCK CENTRE: 60MM



**33005**  
BLACK

**33004**  
PEWTER PATINA

## RIM LOCK & CAST IRON COVER

RIM LOCK: 158MM X 103MM  
KEEP SIZE: 103MM X 21MM  
FIXING CENTRES: 133MM  
SPINDLE CENTRE: 115MM  
LOCK CENTRE: 53MM

This product consists of a two lever rim lock with a cast iron cover over the top. It is designed for internal use only as the lock mechanism is not insurance rated. This set is reversible and comes without knobs.



**33180**  
BEESWAX

**33299**  
BLACK  
SPARE KEEP  
33201



33180 - Beeswax Finish



33161 - Beeswax Finish

## LARGE KEEP

SIZE: 108MM X 29MM  
INTERNAL SIZE: 89MM



**33161**  
BEESWAX



33156 - Beeswax Finish

## MEDIUM KEEP

SIZE: 108MM X 22MM  
INTERNAL SIZE: 67MM



**33156**  
BEESWAX



33157 - Beeswax

## SMALL KEEP

SIZE: 102MM X 19MM  
INTERNAL SIZE: 54MM



**33157**  
BEESWAX





## TRADITIONAL RANGE MORTICE/RIM KNOB SETS

33643 (Octagonal Mortice/Rim Knob Set)

### ROUND MORTICE/RIM KNOB SET


KNOB SIZE: 41MM  
PROJECTION: 70MM  
ROSE SIZE: 60MM  
SPINDLE SIZE: 8MM (THREADED)

*Supplied complete with two loose roses to enable them to be used with a large rim or mortice lock, two round knobs and two escutcheons. Threaded spindles for various door thicknesses (up to 60mm) and fixing screws.*




**33230**  
BEESWAX

**33252**  
BLACK



33230 - Beeswax Finish

(Alternative view)



33643 - Pewter Patina Finish

(Alternative view)

### OCTAGONAL MORTICE/RIM KNOB SET

KNOB SIZE: 54MM  
PROJECTION: 63MM  
ROSE SIZE: 57MM  
SPINDLE SIZE: 8MM (THREADED)

*Supplied complete with two loose roses to enable them to be used with a large rim or mortice lock, two octagonal knobs and two escutcheons. Threaded spindles for various door thicknesses (up to 60mm) and fixing screws.*



**33228**  
BEESWAX

**33250**  
BLACK

**33643**  
PEWTER PATINA

### OVAL MORTICE/RIM KNOB SET

KNOB SIZE: 63MM X 38MM  
PROJECTION: 54MM  
ROSE SIZE: 60MM  
SPINDLE SIZE: 8MM (THREADED)

*Supplied complete with two loose roses to enable them to be used with a large rim or mortice lock, two oval knobs and two escutcheons. Threaded spindles for various door thicknesses (up to 60mm) and fixing screws.*




**33229**  
BEESWAX

**33251**  
BLACK

**33644**  
PEWTER PATINA

**33911**  
BRONZE



33911 - Bronze Finish

(Alternative view)