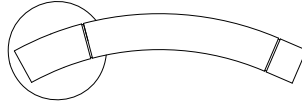

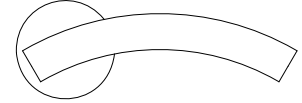

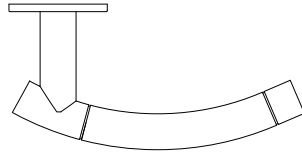

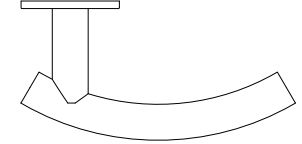





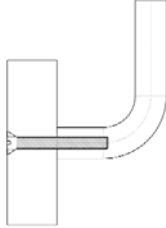

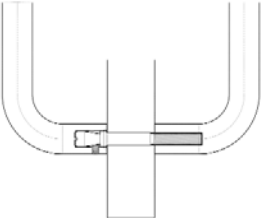

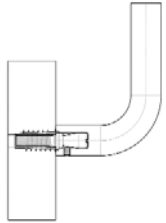

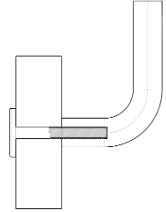



PATTERN No.	DESCRIPTION	SSS	PSS	PB	UNIT	ILLUSTRATION (LINE)	ILLUSTRATION (3D)
IH219GR-12	145mm O/A x 19mm CURVED LEVERS ON ROSE (CIRCLIPPED) BOLT THROUGH FIXING WITH GROOVES				PAIR		
IH219-12	145mm O/A x 19mm CURVED LEVERS ON ROSE (CIRCLIPPED) BOLT THROUGH FIXING WITHOUT GROOVES				PAIR		
IH209GR-12	145mm O/A x 19mm CURVED LEVERS ON ROSE (CIRCLIPPED) BOLT THROUGH FIXING WITH GROOVES				PAIR		
IH209-12	145mm O/A x 19mm CURVED LEVERS ON ROSE (CIRCLIPPED) BOLT THROUGH FIXING WITHOUT GROOVES				PAIR		
FIXING OPTIONS	IH14 SPRUNG ROSE 52 x 9mm	ADD			PAIR		
	TEXTURED FINISH ADD SUFFIX 'TX' AFTER PART No. EXAMPLE: IH219-12TX	ADD			PAIR		

PATTERN No.	DESCRIPTION	SSS	PSS	PSS/ DUO	UNIT	ILLUSTRATION (LINE)	ILLUSTRATION (3D)
IH2191	350mm O/A 285mm C/C x 19mm CURVED PULL HANDLES BOLT THROUGH FIXING				EACH	 <p>285 C/C 600 C/C</p>	
IH2191	700mm O/A 600mm C/C x 19mm CURVED PULL HANDLES BOLT THROUGH FIXING				EACH		
IH2091	350mm O/A 285mm C/C x 19mm CURVED PULL HANDLES BOLT THROUGH FIXING				EACH	 <p>285 C/C 600 C/C</p>	
IH2091	700mm O/A 600mm C/C x 19mm CURVED PULL HANDLES BOLT THROUGH FIXING				EACH		

**NOTE: TEXTURED FINISH ADD SUFFIX 'TX'  
AFTER PART No. EXAMPLE IH2191TX**

For Fixing Options - Please see page 3

PATTERN No.	DESCRIPTION	SSS	PSS	PB	UNIT	ILLUSTRATION (LINE)	ILLUSTRATION (3D)
FIXING OPTIONS	1. BOLT THROUGH FIXING AS PRICED				PAIR		
	2. BACK TO BACK 'BBW' TIMBER 'BBG' GLASS PRICE x 2 PLUS				PAIR		
	3. BB4 SECRET FIX (SFF) PLUS				PAIR		
	4. COVER CAPS (PIGNOSE BOLTS) 19mm Ø 22mm Ø 25mm Ø 32mm Ø 50mm Ø PLUS				PAIR PAIR PAIR PAIR PAIR		
	5. ROSES FOR CONCEALED FACE PLUS				PAIR	