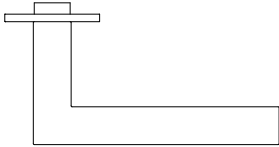

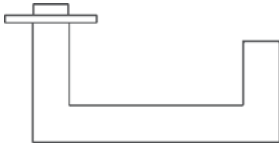

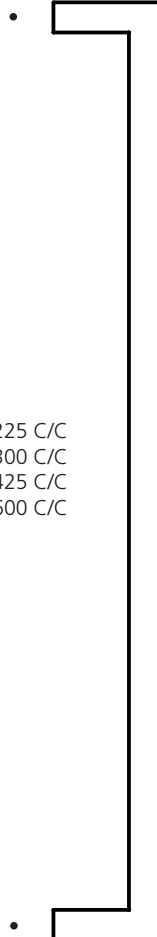

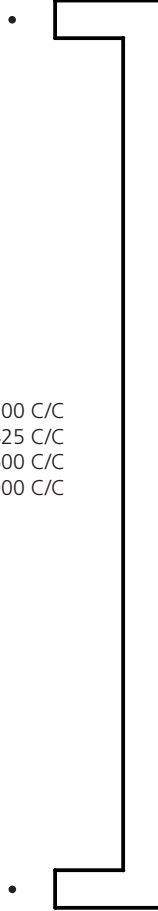



PATTERN No.	DESCRIPTION	SSS	PSS	PB	UNIT	ILLUSTRATION (LINE)	ILLUSTRATION (3D)
IH02020-17	130mm O/A x 20 x 20mm SQUARE SECTION LEVERS ON 50 x 50mm CONCEALED FIX ROSES BOLT THROUGH FIXING				PAIR		
IH2020-17	135mm O/A x 20 x 20mm SQUARE SECTION LEVERS ON 50 x 50mm CONCEALED FIX ROSES BOLT THROUGH FIXING				PAIR		

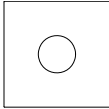

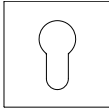

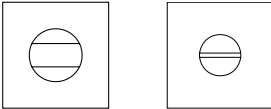















PATTERN No.	DESCRIPTION	SSS	PSS	PB	UNIT	ILLUSTRATION (LINE)	ILLUSTRATION (3D)
IH20201	225mm x 20 x 20mm SQUARE SECTION PULL HANDLES BOLT THROUGH FIXING (TUBE)				EACH		
IH20201	300mm x 20 x 20mm SQUARE SECTION PULL HANDLES BOLT THROUGH FIXING (TUBE)			EACH			
IH20201	425mm x 20 x 20mm SQUARE SECTION PULL HANDLES BOLT THROUGH FIXING (TUBE)			EACH			
IH20201	600mm x 20 x 20mm SQUARE SECTION PULL HANDLES BOLT THROUGH FIXING (TUBE)			EACH			











For Fixing Options - Please see page 6

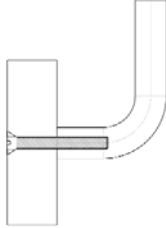

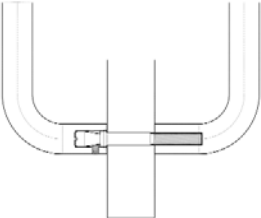

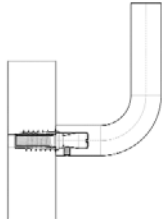

225 C/C  
300 C/C  
425 C/C  
600 C/C

PATTERN No.	DESCRIPTION	SSS	PSS	PB	UNIT	ILLUSTRATION (LINE)	ILLUSTRATION (3D)
IH25251	300mm x 25 x 25mm SQUARE SECTION PULL HANDLES BOLT THROUGH FIXING (TUBE)				EACH	 <p>300 C/C 425 C/C 600 C/C 900 C/C</p>	
IH25251	425mm x 25 x 25mm SQUARE SECTION PULL HANDLES BOLT THROUGH FIXING (TUBE)			EACH			
IH25251	600mm x 25 x 25mm SQUARE SECTION PULL HANDLES BOLT THROUGH FIXING (TUBE)			EACH			
IH25251	900mm x 25 x 25mm SQUARE SECTION PULL HANDLES BOLT THROUGH FIXING (TUBE)			EACH			

For Fixing Options - Please see page 6

PATTERN No.	DESCRIPTION	SSS	PSS	PB	UNIT	ILLUSTRATION (LINE)	ILLUSTRATION (3D)
IH17R	50 x 50 x 4mm SQUARE CONCEALED FIX ROSE				EACH		
IH17E IH17O IH17K	50 x 50 x 4mm SQUARE EURO PROFILE / OVAL / KEYHOLE CONCEALED FIX ESCUTCHEONS				EACH		
IH20/21	50 x 50 x 4mm SQUARE SECTION TURN AND RELEASE				EACH		
IH23	75 x 20 x 20mm SQUARE SECTION DOOR STOP				EACH		
IH24	75 x 20 x 20mm SQUARE SECTION PEG HOOK				EACH		
IH28	20 x 20mm SQUARE CUPBOARD KNOBS				EACH		
IH29	25 x 25mm SQUARE CUPBOARD KNOBS				EACH		
IH30	30 x 30mm SQUARE CUPBOARD KNOBS				EACH		
IH31	40 x 40mm SQUARE CUPBOARD KNOBS				EACH		
IH32	50 x 50mm SQUARE CUPBOARD KNOBS				EACH		

PATTERN No.	DESCRIPTION	SSS	PSS	PB	UNIT	ILLUSTRATION (LINE)	ILLUSTRATION (3D)
IH5050-17	50 x 50mm SQUARE SECTION KNOBS ON 50 x 50mm SQUARE ROSES B/T FIXINGS				EACH		
IH1010	150 x 10 x 10mm SQUARE SECTION CABINET HANDLES (SOLID)				EACH		
IH1010	300 x 10 x 10mm SQUARE SECTION CABINET HANDLES (SOLID)				EACH		
IH1515	150 x 15 x 15mm SQUARE SECTION CABINET PULL HANDLES (SOLID)				EACH		
IH1515	200 x 15 x 15mm SQUARE SECTION CABINET HANDLES (SOLID)				EACH		

PATTERN No.	DESCRIPTION	SSS	PSS	PB	UNIT	ILLUSTRATION (LINE)	ILLUSTRATION (3D)
FIXING OPTIONS	1. BOLT THROUGH FIXING AS PRICED				PAIR		
	2. BACK TO BACK 'BBW' TIMBER 'BBG' GLASS PRICE x 2 PLUS				PAIR		
	3. BB4 SECRET FIX (SFF) PLUS				PAIR		
	4. COVER CAPS (PIGNOSE BOLTS) 19mm Ø 22mm Ø 25mm Ø 32mm Ø 50mm Ø PLUS				PAIR PAIR PAIR PAIR PAIR	