





PATTERN No.	DESCRIPTION	SSS	PSS	PB	UNIT	ILLUSTRATION (LINE)	ILLUSTRATION (3D)
IH741	300mm C/C x 19mm CRANKED PULL HANDLES BOLT THROUGH FIXING				EACH	 300 C/C 425 C/C 600 C/C 900 C/C 1000 C/C 1200 C/C	
IH741	425mm C/C x 19mm CRANKED PULL HANDLES BOLT THROUGH FIXING				EACH		
IH741	600mm C/C x 19mm CRANKED PULL HANDLES BOLT THROUGH FIXING				EACH		
IH741	900mm C/C x 19mm CRANKED PULL HANDLES BOLT THROUGH FIXING				EACH		
IH741	1000mm C/C x 19mm CRANKED PULL HANDLES BOLT THROUGH FIXING				EACH		
IH741	1200mm C/C x 19mm CRANKED PULL HANDLES BOLT THROUGH FIXING				EACH		



NOTE: SOLID

For Fixing Options - Please see page 4

PATTERN No.	DESCRIPTION	SSS	PSS	PB	UNIT	ILLUSTRATION (LINE)	ILLUSTRATION (3D)
IH738	300mm C/C x 25mm Ø CRANKED PULL HANDLES 80mm PROJECTION				EACH	 300 C/C 425 C/C 600 C/C 650 C/C 900 C/C 1000 C/C 1200 C/C	
IH738	425mm C/C x 25mm Ø CRANKED PULL HANDLES 80mm PROJECTION				EACH		
IH738	600mm C/C x 25mm Ø CRANKED PULL HANDLES 80mm PROJECTION				EACH		
IH738	650mm C/C x 25mm Ø CRANKED PULL HANDLES 80mm PROJECTION				EACH		
IH738	900mm C/C x 25mm Ø CRANKED PULL HANDLES 80mm PROJECTION)				EACH		
IH738	1000mm C/C x 25mm Ø CRANKED PULL HANDLES 80mm PROJECTION				EACH		
IH738	1200mm C/C x 25mm Ø CRANKED PULL HANDLES 80mm PROJECTION				EACH		

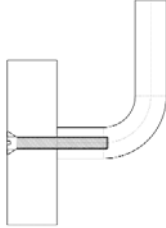

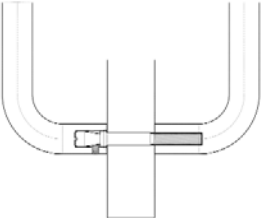

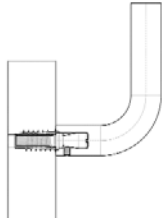

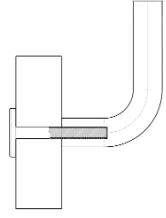

**NOTE: STAINLESS STEEL: TUBULAR
BRASS: SOLID**

For Fixing Options - Please see page 4

PATTERN No.	DESCRIPTION	SSS	PSS	PB	UNIT	ILLUSTRATION (LINE)	ILLUSTRATION (3D)
IH738X	300mm C/C x 32mm Ø CRANKED PULL HANDLES 80mm PROJECTION				EACH		
IH738X	425mm C/C x 32mm Ø CRANKED PULL HANDLES 80mm PROJECTION			EACH			
IH738X	600mm C/C x 32mm Ø CRANKED PULL HANDLES 80mm PROJECTION			EACH			
IH738X	650mm C/C x 32mm Ø CRANKED PULL HANDLES 80mm PROJECTION			EACH			
IH738X	900mm C/C x 32mm Ø CRANKED PULL HANDLES 80mm PROJECTION			EACH			
IH738X	1000mm C/C x 32mm Ø CRANKED PULL HANDLES 80mm PROJECTION			EACH			
IH738X	1200mm C/C x 32mm Ø CRANKED PULL HANDLES 80mm PROJECTION			EACH			
IH738X	1500mm C/C x 32mm Ø CRANKED PULL HANDLES 80mm PROJECTION			EACH			
					300 C/C 425 C/C 600 C/C 650 C/C 900 C/C 1000 C/C 1200 C/C 1500 C/C		

NOTE: TUBULAR

For Fixing Options - Please see page 4

PATTERN No.	DESCRIPTION	SSS	PSS	PB	UNIT	ILLUSTRATION (LINE)	ILLUSTRATION (3D)
FIXING OPTIONS	1. BOLT THROUGH FIXING AS PRICED				PAIR		
	2. BACK TO BACK 'BBW' TIMBER 'BBG' GLASS PRICE x 2 PLUS				PAIR		
	3. BB4 SECRET FIX (SFF) PLUS				PAIR		
	4. COVER CAPS (PIGNOSE BOLTS) 19mm Ø 22mm Ø 25mm Ø 32mm Ø 50mm Ø PLUS				PAIR PAIR PAIR PAIR PAIR		
	5. ROSES FOR CONCEALED FACE PLUS				PAIR	