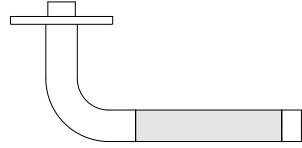

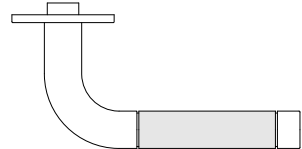

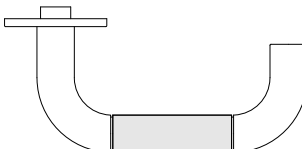

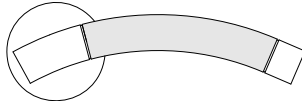

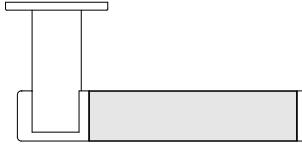

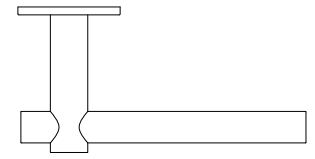

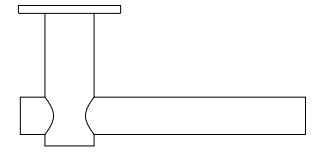

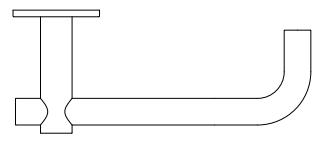

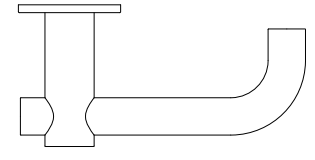

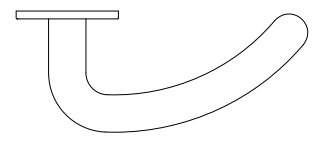

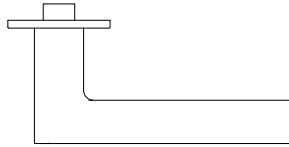

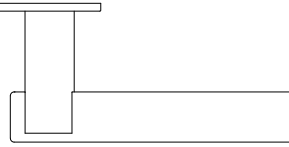

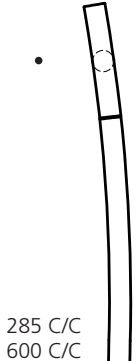

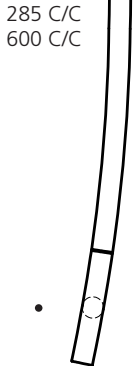





PATTERN No.	DESCRIPTION	SSS/DUO	PSS/DUO	PB	UNIT	ILLUSTRATION (LINE)	ILLUSTRATION (3D)
IH016TX-12	130mm O/A x 16mm TEXTURED LEVERS ON ROSE (CIRCLIPPED) BOLT THROUGH FIXING WITHOUT GROOVES				PAIR		
IH019TXGR-12	130mm O/A x 19mm TEXTURED LEVERS ON ROSE (CIRCLIPPED) BOLT THROUGH FIXING WITH GROOVES				PAIR		
IH19TXGR-12	135mm O/A x 19mm TEXTURED LEVERS ON ROSE (CIRCLIPPED) BOLT THROUGH FIXING WITH GROOVES				PAIR		
IH219TXGR-12	145mm O/A x 19mm TEXTURED CURVED LEVERS ON ROSE (CIRCLIPPED) BOLT THROUGH FIXING WITH GROOVES				PAIR		
IH500TX-12	140mm CURVED FLAT SECTION LEVERS ON ROSE BOLT THROUGH FIXING TEXTURED				PAIR		









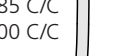



TX - Textured GR - Grooves

PATTERN No.	DESCRIPTION	SSS	PSS	PB	UNIT	ILLUSTRATION (LINE)	ILLUSTRATION (3D)
IH116-12S	145mm O/A x 16mm STRAIGHT LEVERS ON ROSE ON 19mm Ø STEM				PAIR		
IH120-12S	145mm O/A x 19mm STRAIGHT LEVERS ON ROSE ON 25mm Ø STEM				PAIR		
IH116-12R	145mm O/A x 16mm SAFETY LEVERS ON ROSE ON 19mm Ø STEM				PAIR		
IH120-12R	150mm O/A x 19mm SAFETY LEVERS ON ROSE ON 25mm Ø STEM				PAIR		
IH139-12	135mm O/A x 19mm CURVED LEVERS ON ROSE (CIRCLIPPED) BOLT THROUGH FIXING				PAIR		

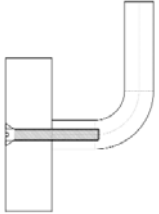

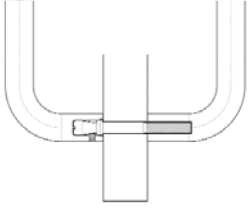

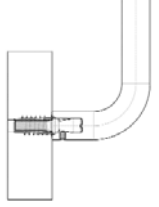

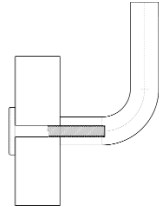

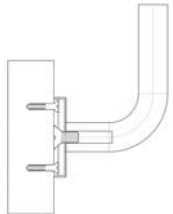

PATTERN No.	DESCRIPTION	SSS/DUO	PSS/DUO	PB	UNIT	ILLUSTRATION (LINE)	ILLUSTRATION (3D)
IH140-12	130mm O/A WEDGE PATTERN CAST LEVER ON ROSE				PAIR		
IH500-12	140mm CURVED FLAT SECTION LEVER ON ROSE BOLT THROUGH FIXING				PAIR		

PATTERN No.	DESCRIPTION	SSS	PSS	PB	UNIT	ILLUSTRATION (LINE)	ILLUSTRATION (3D)
IH2191	285mm C/C x 19mm (356mm O/A) CURVED PULL HANDLES BOLT THROUGH FIXING				EACH		
IH2191	600mm C/C x 19mm (700mm O/A) CURVED PULL HANDLES BOLT THROUGH FIXING				EACH		
IH5191	185mm C/C FLAT SECTION CURVED PULL HANDLES				EACH		

For Fixing Options - Please see page 6

PATTERN No.	DESCRIPTION	SSS/DUO	PSS/DUO	PB	UNIT	ILLUSTRATION (LINE)	ILLUSTRATION (3D)
IH191TX	300mm C/C x 19mm TEXTURED PULL HANDLES BOLT THROUGH FIXING				EACH		
IH191TX	425mm C/C x 19mm TEXTURED PULL HANDLES BOLT THROUGH FIXING				EACH	300 C/C 425 C/C 600 C/C 	
IH191TX	600mm C/C x 19mm TEXTURED PULL HANDLES BOLT THROUGH FIXING				EACH		
IH2191TX	285mm C/C (350mm O/A) CURVED TEXTURED PULL HANDLES				EACH	285 C/C 600 C/C 	
IH2191TX	600mm C/C (700mm O/A) CURVED TEXTURED PULL HANDLES				EACH		
IH5191TX	185mm C/C FLAT SECTION CURVED TEXTURED PULL HANDLES				EACH	185 C/C 	

For Fixing Options - Please see page 6

PATTERN No.	DESCRIPTION	SSS	PSS	PB	UNIT	ILLUSTRATION (LINE)	ILLUSTRATION (3D)
FIXING OPTIONS	1. BOLT THROUGH FIXING AS PRICED				PAIR		
	2. BACK TO BACK 'BBW' TIMBER 'BBG' GLASS PRICE x 2 PLUS				PAIR		
	3. BB4 SECRET FIX (SFF) PLUS				PAIR		
	4. COVER CAPS (PIGNOSE BOLTS) 19mm Ø 22mm Ø 25mm Ø 32mm Ø 50mm Ø PLUS				PAIR PAIR PAIR PAIR PAIR		
	5. ROSES FOR CONCEALED FACE PLUS				PAIR		
	6. TEXTURED FINISH ADD SUFFIX 'TX' AFTER PART No. EXAMPLE: IH2191TX						