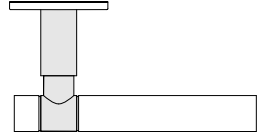

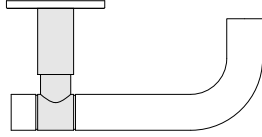

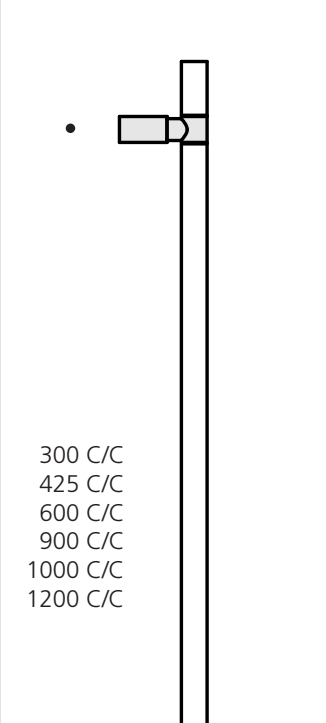



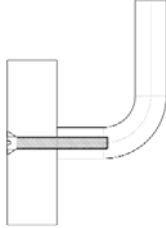

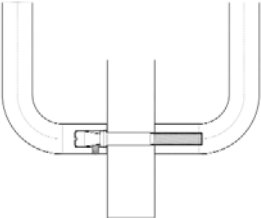

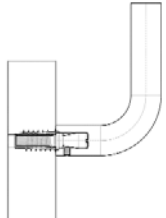

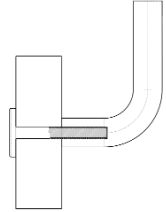

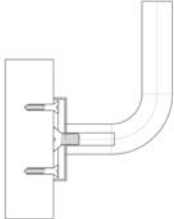

PATTERN No.	DESCRIPTION	SSS	PSS	PB	UNIT	ILLUSTRATION (LINE)	ILLUSTRATION (3D)
IH019PR-12	130mm O/A x 19mm STRAIGHT LEVERS ON ROSE TEXTURED (CIRCLIPPED) BOLT THROUGH FIXING				PAIR		
IH19PR-12	135mm O/A x 19mm SAFETY LEVERS ON ROSE TEXTURED (CIRCLIPPED) BOLT THROUGH FIXING				PAIR		









For End Design Options - Please see page 4

PATTERN No.	DESCRIPTION	SSS	PSS	PB	UNIT	ILLUSTRATION (LINE)	ILLUSTRATION (3D)
IH190PR-300	400mm O/A 300mm C/C x 19mm TEXTURED PULL HANDLES BOLT THROUGH FIXING				EACH	 <p>300 C/C 425 C/C 600 C/C 900 C/C 1000 C/C 1200 C/C</p>	
IH190PR-425	525mm O/A 425mm C/C x 19mm TEXTURED PULL HANDLES BOLT THROUGH FIXING				EACH		
IH190PR-600	700mm O/A 600mm C/C x 19mm TEXTURED PULL HANDLES BOLT THROUGH FIXING				EACH		
IH190PR-900	1000mm O/A 900mm C/C x 19mm TEXTURED PULL HANDLES BOLT THROUGH FIXING				EACH		
IH190PR-1000	1100mm O/A 1000mm C/C x 19mm TEXTURED PULL HANDLES BOLT THROUGH FIXING				EACH		
IH190PR-1200	1300mm O/A 1200mm C/C x 19mm TEXTURED PULL HANDLES BOLT THROUGH FIXING				EACH		

For Fixing Options - Please see page 3

For End Design Options - Please see page 4

PATTERN No.	DESCRIPTION	SSS	PSS	PB	UNIT	ILLUSTRATION (LINE)	ILLUSTRATION (3D)
FIXING OPTIONS	1. BOLT THROUGH FIXING AS PRICED				PAIR		
	2. BACK TO BACK 'BBW' TIMBER 'BBG' GLASS PRICE x 2 PLUS				PAIR		
	3. BB4 SECRET FIX (SFF) PLUS				PAIR		
	4. COVER CAPS (PIGNOSE BOLTS) 19mm Ø 22mm Ø 25mm Ø 32mm Ø 50mm Ø PLUS				PAIR PAIR PAIR PAIR PAIR		
	5. ROSES FOR CONCEALED FACE PLUS				PAIR		

PATTERN No.	DESCRIPTION	SSS	PSS	PB	UNIT	ILLUSTRATION (LINE)	ILLUSTRATION (3D)	
END DESIGN OPTIONS	1. WITH BALL ENDS LEVERS PLUS				PAIR			
	2. WITH BALL ENDS PULL HANDLES PLUS				EACH			
	3. WITH BULLET ENDS LEVER PLUS				EACH			
	2. WITH BULLET ENDS PULL HANDLES PLUS				EACH			
	FOR MATCHING ESCUTCHEONS - PLEASE SEE PRICES UNDER 'ESCUTCHEONS'							
	FOR MATCHING TURNS/RELEASES PLEASE SEE PRICES UNDER 'BATHROOM FITTINGS'							