

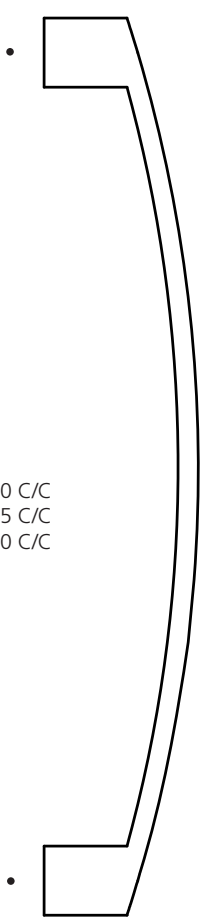



PATTERN No.	DESCRIPTION	SSS	PSS	PB	UNIT	ILLUSTRATION (LINE)	ILLUSTRATION (3D)
IH2817-12 (TUBE)	145mm O/A x 25mm x 12mm 'D' SECTION LEVERS ON ROSE (CIRCLIPPED) BOLT THROUGH FIXING UNSPRUNG				PAIR		
IH2817-12 (SOLID)	145mm O/A x 25mm x 12mm 'D' SECTION LEVERS ON ROSE (CIRCLIPPED) BOLT THROUGH FIXING UNSPRUNG			PAIR			
FIXING OPTIONS	FOR SPRUNG ROSE IH14 ADD			PAIR			

PATTERN No.	DESCRIPTION	SSS	PSS	PB	UNIT	ILLUSTRATION (LINE)	ILLUSTRATION (3D)
IH28170	300mm C/C x 25mm x 12mm 'D' SECTION PULL HANDLES BOLT THROUGH FIXING				EACH	 <p>300 C/C 425 C/C 600 C/C</p>	
IH28170	425mm C/C x 25mm x 12mm 'D' SECTION PULL HANDLES BOLT THROUGH FIXING			EACH			
IH28170	600mm C/C x 25mm x 12mm 'D' SECTION PULL HANDLES BOLT THROUGH FIXING			EACH			

For Fixing Options - Please see page 3

PATTERN No.	DESCRIPTION	SSS	PSS	PB	UNIT	ILLUSTRATION (LINE)	ILLUSTRATION (3D)
FIXING OPTIONS	1. BOLT THROUGH FIXING AS PRICED				PAIR		
	2. BACK TO BACK 'BBW' TIMBER 'BBG' GLASS PRICE x 2 PLUS				PAIR		
	3. BB4 SECRET FIX (SFF) PLUS				PAIR		
	4. COVER CAPS (PIGNOSE BOLTS) 19mm Ø 22mm Ø 25mm Ø 32mm Ø 50mm Ø PLUS				PAIR PAIR PAIR PAIR PAIR		
	5. ROSES FOR CONCEALED FACE PLUS				PAIR		