

SEROZZETTA RANGE

Levers on Rose



SZC010

UNO

Lever on Round Rose
Press-on-Rose

Dimensions (mm):

Rose:	51 Dia.
Rose Thickness:	10
Projection:	68
Lever Length:	109



(B)



SZC020

DOS

Lever on Round Rose
Press-on-Rose

Dimensions (mm):

Rose:	51 Dia.
Rose Thickness:	10
Projection:	69
Lever Length:	113



(B)



SZC030

TRES

Lever on Round Rose
Press-on-Rose

Dimensions (mm):

Rose:	51 Dia.
Rose Thickness:	10
Projection:	69
Lever Length:	113



(B)

Serozzetta levers are supplied with bolt through fixings only and should be used in conjunction with BTL's on P197 and Eurospec locks. For matching escutcheons SZC001-3 see P145. For matching bathroom turn SZC004 see P146.

**SZC040****CUATRO**

Lever on Round Rose
Press-on-Rose

Dimensions (mm):

Rose:	51 Dia.
Rose Thickness:	10
Projection:	67
Lever Length:	113



CP



SC

**SZC050****CINCO**

Lever on Round Rose
Press-on-Rose

Dimensions (mm):

Rose:	51 Dia.
Rose Thickness:	10
Projection:	62
Lever Length:	109



CP



SC

**SZC330****TREINTA**

Lever on Round Rose
Press-on-Rose

Dimensions (mm):

Rose:	51 Dia.
Rose Thickness:	10
Projection:	62
Lever Length:	115



CP



SC

SEROZZETTA RANGE

Levers on Rose



SZC340

CUARENTA

Lever on Round Rose
Press-on-Rose

Dimensions (mm):

Rose:	51 Dia.
Rose Thickness:	10
Projection:	67
Lever Length:	124



CP



SC



Serozzetta levers are supplied with bolt through fixings only and should be used in conjunction with BTLs on P197 and Eurospec locks. For matching escutcheons SZC001-3 see P145. For matching bathroom turn SZC004 see P146.

**SZM014****VALIANT**

Lever on Round Rose
2 Part Screw-on-Rose

Dimensions (mm):

Rose:	51 Dia.
Rose Thickness:	10
Projection:	45
Lever Length:	140



CP



CPSN

**SZM025****BREEZE**

Lever on Round Rose
2 Part Screw-on-Rose

Dimensions (mm):

Rose:	51 Dia.
Rose Thickness:	10
Projection:	55
Lever Length:	140



CP

**SZM026****VOGUE**

Lever on Round Rose
2 Part Screw-on-Rose

Dimensions (mm):

Rose:	51 Dia.
Rose Thickness:	10
Projection:	57
Lever Length:	144



CP



CPSN



Serozzetta levers are supplied with bolt through fixings only and should be used in conjunction with BTLs on P197 and Eurospec locks. For matching escutcheons SZM001-3 see P147. For matching bathroom turn SZM004 see P149.

SEROZZETTA M RANGE

Levers on Rose



SZM100

LUNA

Lever on Round Rose
2 Part Screw-on-Rose

Dimensions (mm):

Rose:	51 Dia.
Rose Thickness:	10
Projection:	55
Lever Length:	120



CP



SC




SZM110

AZUL (Dual Finish)

Lever on Round Rose
2 Part Screw-on-Rose

Dimensions (mm):

Rose:	51 Dia.
Rose Thickness:	10
Projection:	60
Lever Length:	126



SCCP



SZM130

STYLE

Lever on Round Rose
2 Part Screw-on-Rose

Dimensions (mm):

Rose:	51 Dia.
Rose Thickness:	10
Projection:	60
Lever Length:	110



CP



SC

Serozzetta levers are supplied with bolt through fixings only and should be used in conjunction with BTL's on P197 and Eurospec locks. For matching escutcheons SZM001-3 see P147. For matching bathroom turn SZM004 see P149.



SZM160

TREND (Dual Finish)
Lever on Round Rose
2 Part Screw-on-Rose



Dimensions (mm):

Rose: 51 Dia.
Rose Thickness: 10
Projection: 65
Lever Length: 130



SZM200

URBAN
Lever on Round Rose
2 Part Screw-on-Rose

Dimensions (mm):

Rose: 51 Dia.
Rose Thickness: 10
Projection: 65
Lever Length: 126



SZM210

EDGE
Lever on Round Rose
2 Part Screw-on-Rose

Dimensions (mm):

Rose: 51 Dia.
Rose Thickness: 10
Projection: 62
Lever Length: 120



Serozzetta levers are supplied with bolt through fixings only and should be used in conjunction with BTL's on P197 and Eurospec locks. For matching escutcheons SZM001-3 see P147. For matching bathroom turn SZM004 see P149.

SEROZZETTA M RANGE

Levers on Rose



SZM220

CONCEPT

Lever on Round Rose
2 Part Screw-on-Rose

Dimensions (mm):

Rose:	51 Dia.
Rose Thickness:	10
Projection:	55
Lever Length:	125



CP



SC

(B)



SZM230

CITY

Lever on Round Rose
2 Part Screw-on-Rose

Dimensions (mm):

Rose:	51 Dia.
Rose Thickness:	10
Projection:	69
Lever Length:	132.5



CP



SC

(B)



SZM250

IMAGE (Dual Finish)

Lever on Round Rose
2 Part Screw-on-Rose

Dimensions (mm):

Rose:	51 Dia.
Rose Thickness:	10
Projection:	66
Lever Length:	130



CPSC

(B)

Serozzetta levers are supplied with bolt through fixings only and should be used in conjunction with BTL's on P197 and Eurospec locks. For matching escutcheons SZM001-3 see P147. For matching bathroom turn SZM004 see P149.

For matching square
escutcheons SZM001-3SQ
see P148
For matching square
bathroom turn SZM004SQ
see P149

**SZM320****CUBE**

Lever on Square Rose
Grub Screw Fixing on Rose

Dimensions (mm):

Rose: 51.5x51.5
Rose Thickness: 10
Projection: 66
Lever Length: 129.5


 **BN**

 **CP**

 **SC**

B

For matching square
escutcheons SZM001-3SQ
see P148
For matching square
bathroom turn SZM004SQ
see P149

**SZM370****EQUI**

Lever on Square Rose
Grub Screw Fixing on Rose

Dimensions (mm):

Rose: 51.5x51.5
Rose Thickness: 10
Projection: 47
Lever Length: 124

 **BN**

 **CP**

 **SC**

**SZM380****DESIGN**

Lever on Round Rose
2 Part Screw-on-Rose

Dimensions (mm):

Rose: 51 Dia.
Rose Thickness: 10
Projection: 74
Lever Length: 116

 **CP**

 **SC**

Serozzetta levers are supplied with bolt through fixings only and should be used in conjunction with BTLs on P197 and Eurospec locks. For matching escutcheons SZM001-3 see P147. For matching bathroom turn SZM004 see P149.

**SZS010****ROSA**

Lever on Round Rose
2 Part Screw-on-Rose

Dimensions (mm):

Rose:	51 Dia.
Rose Thickness:	10
Projection:	68
Lever Length:	109



BN



CP



SC

B

**SZS030****VERDE**

Lever on Round Rose
2 Part Screw-on-Rose

Dimensions (mm):

Rose:	51 Dia.
Rose Thickness:	10
Projection:	69
Lever Length:	113



BN



CP



SC

B

**SZS040****ROJA**

Lever on Round Rose
2 Part Screw-on-Rose

Dimensions (mm):

Rose:	51 Dia.
Rose Thickness:	10
Projection:	67
Lever Length:	113



CP



SC

B

**SZS050****VIOLETA**

Lever on Round Rose
2 Part Screw-on-Rose

Dimensions (mm):

Rose:	51 Dia.
Rose Thickness:	10
Projection:	62
Lever Length:	109



CP



SC

**SZS060****MORADO**

Lever on Round Rose
2 Part Screw-on-Rose

Dimensions (mm):

Rose:	51 Dia.
Rose Thickness:	10
Projection:	65
Lever Length:	130



CP



SC

**SZS070****GRIS**

Lever on Round Rose
2 Part Screw-on-Rose

Dimensions (mm):

Rose:	51 Dia.
Rose Thickness:	10
Projection:	65
Lever Length:	120



CP



SC




Serozzetta levers are supplied with bolt through fixings only and should be used in conjunction with BTL's on P197 and Eurospec locks. For matching escutcheons AA1-3 see P150. For matching bathroom turns SZS004, AA10-12 and AQ11-12 see P149-152.

**SZS080****MORENO**

Lever on Round Rose
2 Part Screw-on-Rose

Dimensions (mm):


Rose:	51 Dia.
Rose Thickness:	10
Projection:	65
Lever Length:	120

**CP****SC****B****SZS110****AZUL (Dual Finish)**

Lever on Round Rose
2 Part Screw-on-Rose

Dimensions (mm):

Rose:	51 Dia.
Rose Thickness:	10
Projection:	60
Lever Length:	126

**SCCP****SZS120****AMARILLO**

Lever on Round Rose
2 Part Screw-on-Rose

Dimensions (mm):

Rose:	51 Dia.
Rose Thickness:	10
Projection:	56
Lever Length:	114

**CP****SC**

**SZS130****BLANCO**

Lever on Round Rose
2 Part Screw-on-Rose

Dimensions (mm):

Rose:	51 Dia.
Rose Thickness:	10
Projection:	57
Lever Length:	116



CP



SC

**SZS140****LIMA**


Lever on Round Rose
2 Part Screw-on-Rose

Dimensions (mm):

Rose:	51 Dia.
Rose Thickness:	10
Projection:	65
Lever Length:	125



CP

**SZS140****LIMA (Dual Finish)**

Lever on Round Rose
2 Part Screw-on-Rose

Dimensions (mm):

Rose:	51 Dia.
Rose Thickness:	10
Projection:	65
Lever Length:	125



CPSC

Serozzetta levers are supplied with bolt through fixings only and should be used in conjunction with BTL's on P197 and Eurospec locks. For matching escutcheons AA1-3 see P150. For matching bathroom turns SZS004, AA10-12 and AQ11-12 see P149-152.

**SZS160**

AMBAR (Dual Finish)
Lever on Round Rose
2 Part Screw-on-Rose

Dimensions (mm):


Rose:	51 Dia.
Rose Thickness:	10
Projection:	68
Lever Length:	130

**CPSS****SZS350**

TOPO (Dual Finish)
Lever on Round Rose
2 Part Screw-on-Rose

Dimensions (mm):


Rose:	51 Dia.
Rose Thickness:	10
Projection:	66
Lever Length:	125

**CPSC****SZS360**

MARINO (Dual Finish)
Lever on Round Rose
2 Part Screw-on-Rose

Dimensions (mm):

Rose:	51 Dia.
Rose Thickness:	10
Projection:	68
Lever Length:	122.5

**CPSC**