



GEZE SLIDING FITTING SYSTEMS
FILIGREE TECHNOLOGY - HIGHLY DURABLE



TABLE OF CONTENTS

Introduction: Filigree technology - highly durable	4
Overview table for sliding fitting systems	5
GEZE Rollan 40 N / Rollan 80	6
GEZE Rollan 40 N SoftStop	11
GEZE glass clamping plate 45 mm GEZE Rollan	15
GEZE glass clamping plate 30 mm GEZE Rollan	18
GEZE Perlan 140	20
GEZE Perlan 140 accessories	30
GEZE glass clamping plate 45 mm GEZE Perlan	32
GEZE glass clamping plate 30 mm GEZE Perlan	35
GEZE Perlan SoftStop	37
GEZE Perlan 140 GGS	41
GEZE Perlan 140 concealed wall bracket	45
GEZE Perlan 140 spacer profile for concealed wall bracket	48
GEZE Perlan 140 clip cover	50
GEZE Perlan 140 clip cover 100	52
GEZE Perlan 140 fixed panel	54
GEZE Perlan 140 Duosync	57
GEZE Perlan 140 Telescope	61
GEZE Perlan KS	64
GEZE Perlan 140 wall attachment bracket with weather canopy	67
GEZE Perlan 140 bottom guides for sliding shutters	70
GEZE Perlan AUT	73
GEZE Perlan AUT-NT	78
GEZE Levolan 150	81
GEZE Levolan 150 SoftStop	90
GEZE Aerolan	94
GEZE Aerolan accessories	98
GEZE Geolan	100
GEZE Geolan accessories	105
GEZE Vetroslide	106
Product information for sliding fitting systems	108
Classification to EN 1527:1998	109



GEZE Perlan 140 on wooden door

INTRODUCTION

Filigree technology - highly durable

Sliding door fittings consist of a track and the roller carriage guided within it; the roller carriage moves the leaf connected to it – made of glass, wood and/or metal – or any other elements. The roller-guided sliding door fittings of the Rollan and Perlan range are preferably used for indoor doors. Their particular advantages include their very quiet running and sophisticated design. A comprehensive range of accessories provides solutions for virtually every use. Glass solutions can be implemented, among other things, using the Levolan, Aerolan, Geolan and Vetroslide design fittings.

Sliding door fitting systems for manual wooden and metal doors

GEZE offers all kinds of different fittings solutions for functional and visually attractive sliding door systems, partitions or other moving elements with wooden or metal leaves. These enable considerable design freedom and planning & design flexibility. Sophisticated technologies, high-quality materials and first-class workmanship move the roller carriages precisely, gently and quietly along the track and make the fittings system very strong and durable.

Glass solutions for manual sliding door systems

In modern architecture – for example, in office buildings, but in private housing too – conventional materials are nowadays often replaced by glass. Glass is incorporated as a design element under new prerequisites, functional and technological aspects become increasingly important and fittings are deliberately accentuated, for example, as high-quality design versions, so that the glass/fitting technology mix requires wide variety. GEZE provides diverse visually outstanding and efficient concepts for a fluid, open and transparent ambience.

Overview table for sliding fitting systems

	Rollan 40 N / 80	Perlan 140	Perlan 140 KS	Perlan AUT	Perlan AUT-NT	Levolan	Aerolan	Geolan	Vetro- slide
Door weight (max.)	40 / 80 kg	140 kg	140 kg	80 kg	80 kg	150 kg	105 kg	135 kg	80 kg
Door material									
Wood	●	●	●	●	●		●	●	
Plastic	●	●	●	●	●				
Metal	●	●	●	●	●				
Glass	●	●	●	●	●	●	●	●	●
Corrosion protection	Class 1	Class 2	Class 4			Class 2	Stainless steel	Stainless steel	Stainless steel
Type of installation									
Wall mounting	●	●	●	●	●	●	●	●	
Ceiling mounting	●	●	●	●	●	●	●	●	
Glass mounting							●		●
Type of door									
Single and multi-leaf	●	●	●	●	●	●	●	●	●
Synchronised		●	●	●	●	●	●		
Telescopic		●	●						
Automated		●	●	●	●				
Fixed panel		●	●			●	●		
Draw-in damping	●	●				●			
max.	40 kg	80 kg				80 kg			

● = yes

GEZE Rollan 40 N / Rollan 80

The quiet roller-guided sliding door systems for simple sliding concepts

The quiet GEZE Rollan 40 N and Rollan 80 roller-guided sliding door systems enable uncomplicated integration of sliding concepts in indoor spaces. The ceiling and wall fixing supports diverse use, including in through-doors, partition walls and cloakrooms. The level contact surface of the running track reduces the noise generated on opening and closing. The running track can be uniformly used for Rollan 40 N and Rollan 80 and for any leaf material. This reduces planning and storage costs and therefore enables simple adjustment to changing use circumstances. Equally, the closed version of the running track prevents the penetration of dust and dirt. The distance between the door leaf and track can be easily set or readjusted using the suspension bolt, even when installed.

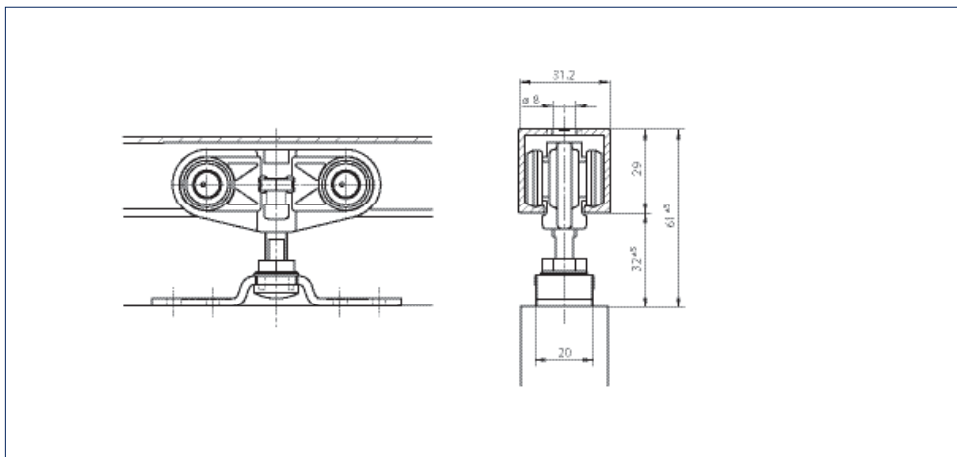
The complete sets consist of the running track with differing length, 2 roller carriages, 2 carrier plates, 2 tube buffers and 1 floor guide. A hold-open spring is also included in the Rollan 80 set.

Alternatively, the track (6 m long or bespoke length) and the accessories can be ordered separately.

GEZE Rollan 40 N / Rollan 80



GEZE Rollan 40 N / Rollan 80



Application range

- For wood, metal and glass doors
- A glass connection patch is available for glass leaves
- For all single and multi-leaf sliding doors
- Due to its smooth running it is particularly suitable for doors in the home and office

Technical data

Product features	GEZE Rollan 40 N / Rollan 80
Door material	Wood, Plastic, Metal, Glass
Leaf weight (max.)	40 kg
Leaf weight (max.)	40 / 80 kg
Number of leaves	1-leaf, 2-leaf
Test cycles	50000
Corrosion protection class	1
Type of installation	Wall installation , Ceiling installation
Telescope	-
Automated	-
Fixed panel	-
Draw-in damping	• max. 40 kg

- = YES
- = NOT AVAILABLE

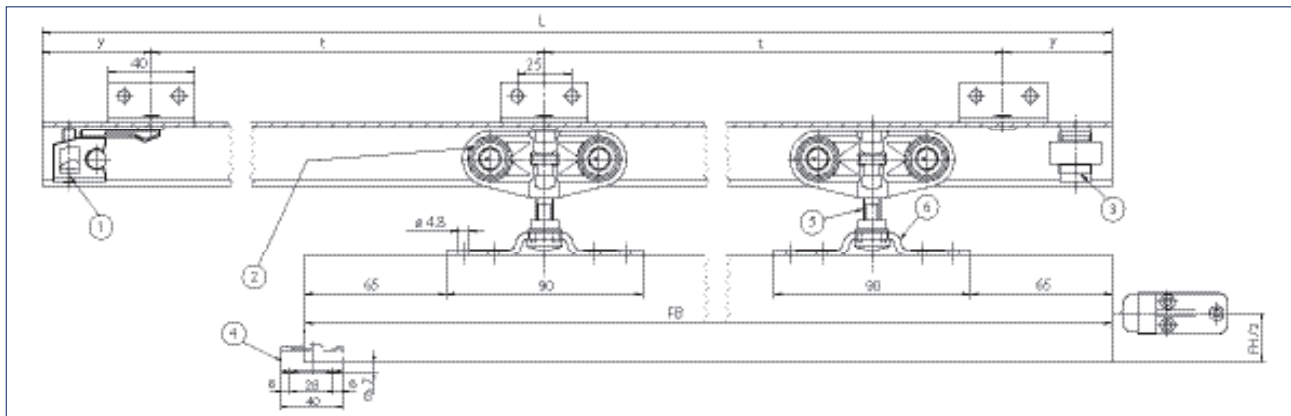
Standard width in mm

Leaf width (FB)	Running track length (L)	Hole spacing (t)	Number of wall and ceiling brackets (x)	Distance from end of running track to centre of hole of fixing bracket (y)
500 - 590	1150	350	4	50
500 - 840	1650	450	4	150
500 - 920	1800	400	5	100
500 - 970	1900	450	5	50
500 - 1190	2350	450	6	50
500 - 1420	2800	450	7	50
500 - 1640	3250	450	8	50
Standard length (LL)	6100	350	18	50

Standard installation

Drawing No. 10417-ep03

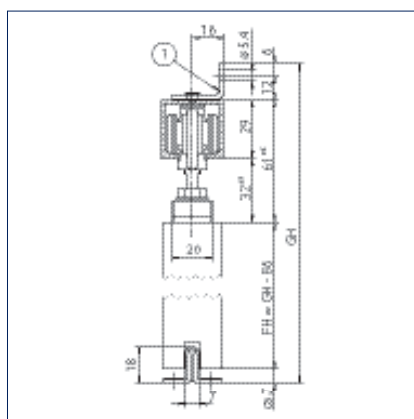
Mounting on a 1-leaf sliding door with wooden leaf and carrier plate:



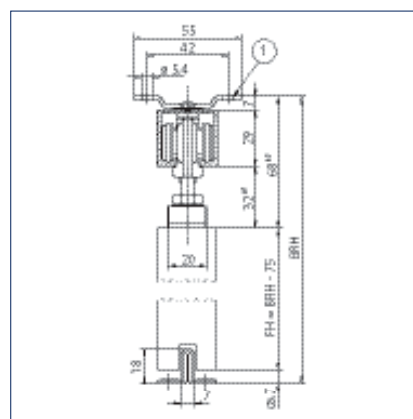
- 1 = Tube buffer adjustable with hold-open device in the running track
- 2 = Double roller carriage
- 3 = Tube buffer adjustable in the running track
- 4 = Floor guide
- 5 = Suspension bolt Perlan 140
- 6 = Carrier plate
- L = Runner length
- y = Distance between the end of the running track to the centre of the first drilled hole
- t = Hole spacing
- FB = Leaf width
- FH = Leaf height

Technical drawing of a mechanical assembly. The drawing shows a cross-section of a component with a central shaft and a flange. The total height of the assembly is 140 mm. The flange has a diameter of 31.2 mm and a thickness of 8 mm. The shaft has a diameter of 16 mm. The flange is secured with a bolt and nut. The bolt has a diameter of 16 mm and a length of 30 mm. The nut has a height of 16 mm. The flange is mounted on a base with a diameter of 20 mm. The base has a height of 18 mm. The total height of the assembly is 140 mm. The drawing is labeled with dimensions: 31.2, 8, 16, 30, 16, 20, 18, 140, and 16. The text 'Ø 16 H8/B7 = H7/f7' is also present.

1 = Floor guide
FH = Leaf height
BRH = Overall height



1 = Wall attachment bracket Perlan 140
FH = Leaf height
GH = Total height



1 = Ceiling fixing plate
FH = Leaf height
BRH = Overall height

GEZE Rollan 40 N								
Category of use	Durability	Door weight	Fire resistance	Safety	Corrosion resistance	Security	Category of door	Initial friction
-	5	1	0	-	1	-	1	3

Classification to EN 1527:1998

GEZE Rollan 80								
Category of use	Durability	Door weight	Fire resistance	Safety	Corrosion resistance	Security	Category of door	Initial friction
-	5	2	0	-	1	-	1	3

GEZE Rollan 40 N / Rollan 80 - Order information

Description	Leaf width from - to	Length	ID.No.
GEZE Rollan 40 N complete set Set for wall and ceiling mounting with wooden leaf standard, up to 40 kg leaf weight	500 mm 590 mm	1150 mm	120162
	500 mm 840 mm	1650 mm	120163
	500 mm 920 mm	1800 mm	120164
	500 mm 970 mm	1900 mm	120165
	500 mm 1190 mm	2350 mm	120166
	500 mm 1420 mm	2800 mm	120167

Description	Leaf width from - to	Length	ID.No.
GEZE Rollan 80 complete set Set for wall and ceiling mounting with wooden leaf standard, up to 80 kg leaf weight	500 mm 840 mm	1650 mm	120170
	500 mm 920 mm	1800 mm	120171
	500 mm 970 mm	1900 mm	120172
	500 mm 1190 mm	2350 mm	120173
	500 mm 1420 mm	2800 mm	120174
	500 mm 1640 mm	3250 mm	120175
GEZE Rollan 80 complete set Set for wall and ceiling mounting with glass leaf, glass clamping plate individual cover EV1, up to 80 kg leaf weight	500 mm 970 mm	1900 mm	135071
Accessories			
Rollan 40 N/80 running track		6000 mm	120150
Rollan 40 N/80 running track Cut to size, per m			120151
Rollan 40 N/80 carrier plate Without suspension bolt and attachment material			026654
Lowerable carrier plate set 2 pcs., for milling into the wooden leaf, including suspension bolts and flat open-ended spanner for height adjustment			138015
Rollan 40 N/80 wall fixing bracket Without attachment material			125858
Ceiling fixing plate Without attachment material			069991
Rollan 80 double roller carriage without suspension bolt Dark grey, up to 80 kg leaf weight			069539
Rollan 40 N double roller carriage with suspension bolt Light grey, up to 40 kg leaf weight			055779
Rollan 40 N double roller carriage without suspension bolt Light grey, up to 40 kg leaf weight			069541
Rollan 80 double roller carriage with suspension bolt Dark grey, up to 80 kg leaf weight			055778
Adjustable glass floor guide infinitely adjustable for glass thickness 8-13,5 mm, with frieze band for noise reduction with struc- tured glass surfaces, without attachment material			120417
Frieze band for adjustable glass floor guide for use with structured glass or rough surface			143869
Stainless steel floor guide For 8, 10, 12 mm glass			134990
Floor guide, standard Without attachment material			002191
Door push bar, configured			127616
Flush pull, 8-12 mm glass Closed, outer diameter 60 mm, glass drill hole 40 mm			138670
Flush pull, 8-12 mm glass Open, outer diameter 70 mm, glass drill hole 60 mm, specify glass thickness when ordering			127617
Flush pull, 15-80 mm wood Outer diameter 60 mm, specify leaf thickness when ordering			127614
Angle buffer			000339
Rollan 40 N/80 tube buffer with hold-open spring			120161
Rollan 40 N/80 tube buffer without hold-open spring			120192

GEZE SLIDING DOOR SYSTEMS

Description	Leaf width from - to	Length	ID.No.
Rollan 40 N/80 suspension bolt with nut			038183
Adjustable hold-open mechanism			069272
Accessories set basic components Rollan 40 N for ceiling mounting, comprising: 2 x double-roller carriage, 2 x tube buffer, 2 x carrier plate, 2 x suspension bolt, 1 x floor guide wood	500 mm 1420 mm		120306
Accessories set basic components Rollan 40 N for wall mounting, comprising: 2 x double-roller carriage, 2 x tube buffer, 2 x carrier plate, 2 x suspension bolt, 1 x floor guide wood, inc. standard wall bracket (length = usable up to running track length)	500 mm 970 mm	1900 mm	120307
	500 mm 1420 mm	2800 mm	120308
Accessories set basic components Rollan 80 for ceiling mounting, comprising: 2 x double-roller carriage, 2 x tube buffer (1 x with hold-open mechanism), 2 x carrier plate, 2 x suspension bolt, 1 x floor guide wood	500 mm 1420 mm		120176
Accessories set basic components Rollan 80 for wall mounting, comprising: 2 x double-roller carriage, 2 x tube buffer (1 x with hold-open mechanism), 2 x carrier plate, 2 x suspension bolt, 1 x floor guide wood, inc. standard wall bracket (length = usable up to running track length)	500 mm 970 mm	1900 mm	120177
	500 mm 1420 mm	2800 mm	120178



GEZE Rollan

GEZE Rollan 40 N SoftStop

Gentle closing with protection against entrapment

GEZE sliding door systems with Rollan 40 N SoftStop draw-in damping perfectly combine comfort, convenience and safety for sliding doors. Uncontrolled stopping at the frame or the buffer is now a thing of the past. The door is braked gently and automatically returns to the zero position. The gentle draw-in to the end position is easy on the door and the fitting and increases the door's life.

With a total height of only 29 mm, Rollan 40 N SoftStop is completely concealed in the track. The draw-in damping also acts as entrapment protection, as the door's movement is braked over the last centimetres of closing. The GEZE Rollan 40 N SoftStop draw-in damping is available as a standard feature for leaf widths between 500-1640 mm.

The set contains a Rollan 40 N SoftStop roller carriage for one or two-sided damping. The standard set also includes 1 or 2 carrier hooks including fixing screws, 2 x track buffers, 2 x suspension bolts as well as 2 x carrier plates.

GEZE Rollan 40 N SoftStop



GEZE Rollan 40 N SoftStop



Application range

- For wood, plastic, glass and metal leaves up to 40 kg leaf weight
- A glass connection patch is available for glass leaves
- For all single and multi-leaf sliding doors
- Damped on one or both sides
- Particularly suitable for doors in the home and office

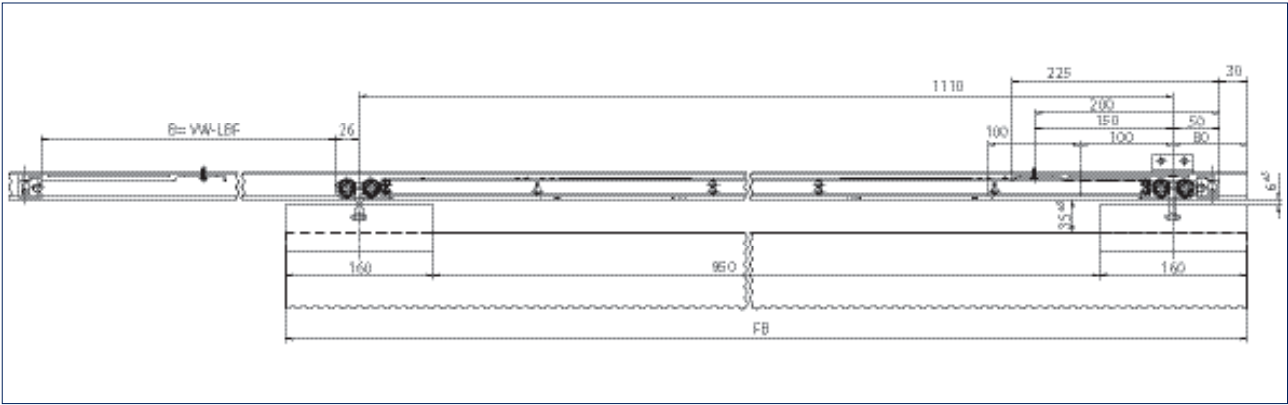
Technical data

Product features	GEZE Rollan 40 N SoftStop
Door material	Wood, Plastic, Metal, Glass
Leaf weight (max.)	40 kg
Number of leaves	1-leaf, 2-leaf
Test cycles	100000
Type of installation	Wall installation , Ceiling installation
Telescope	-
Automated	-
Fixed panel	-
Draw-in damping	●
● = YES	
- = NOT AVAILABLE	

SoftStop draw-in damping

Drawing No. 10417-ep06

For example, with glass leaves, 2-sided, long, damping in both directions

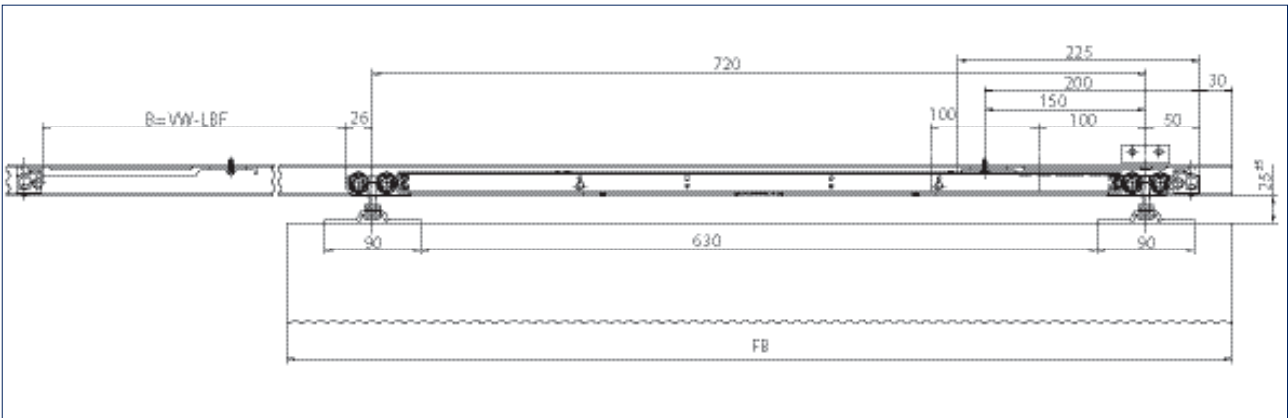


VW = Range of movement

LBF = Length, floor guide

FB = Recommended leaf width 1270 - 1700 mm

For example, with wooden leaves, 2-sided, medium, damping in both directions:

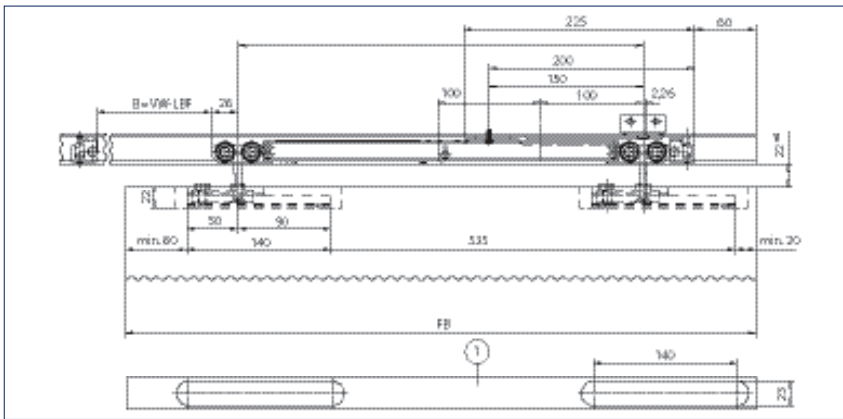


VW = Range of movement

LBF = Length, floor guide

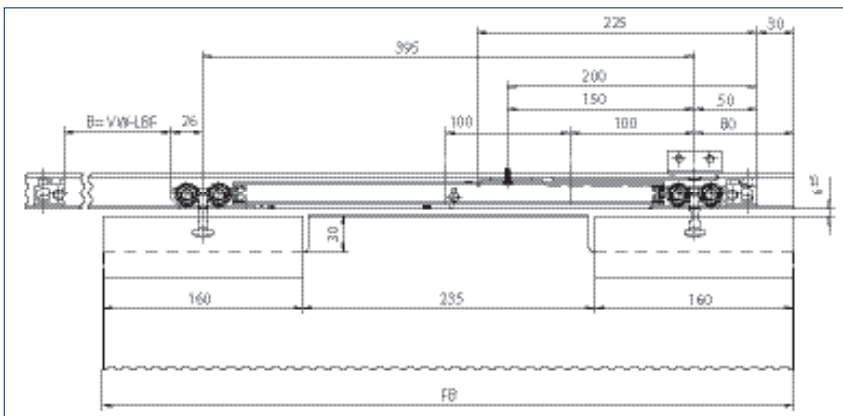
FB = Recommended leaf width 880 - 1270

For example, with wooden leaves, carrier plate lowered, 1-sided, short, damping in one direction:

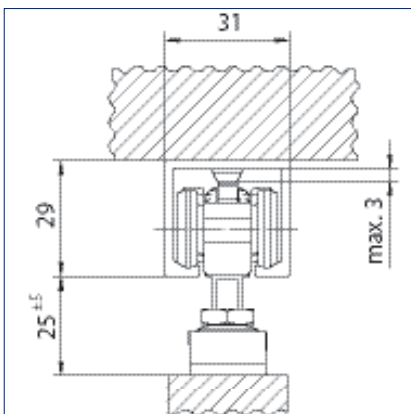


VW = Range of movement
LBF = Length, floor guide
FB = Recommended leaf width see below
kurz = 650 - 940 mm
mittel = 940 - 1330 mm
lang = 1330 - 1700 mm
1 = min. rebate for wooden leaf

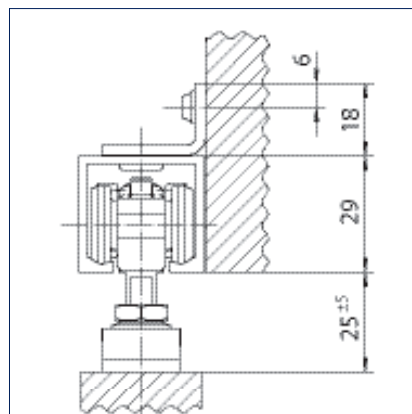
For example, with glass leaves (glass with edge recesses), 1-sided, short, damping in one direction:



VW = Range of movement
LBF = Length, floor guide
FB = Recommended leaf width 550 - 880 mm



Ceiling installation



Wall installation

GEZE Rollan 40 N SoftStop - Order information

Description	Leaf width from - to	ID.No.
Rollan 40 N SoftStop set, long version, damped on both sides, up to 40 kg The set includes: 1 x roller carriage with damping unit on both sides, 2 x buffers, 2 x drivers with attachment screws, 2 x standard carrier plates	1270 mm 1700 mm	129903
Rollan 40 N SoftStop set, medium version, damped on both sides, up to 40 kg The set includes: 1 x roller carriage with damping unit on both sides, 2 x buffers, 2 x drivers with attachment screws, 2 x standard carrier plates	880 mm 1270 mm	129902
Rollan 40 N SoftStop set, short version, damped on one side, up to 40 kg The set includes: 1 x roller carriage with damping unit on one side, 2 x buffers, 1 x driver with attachment screw, 2 x standard carrier plates	555 mm 880 mm	129899
Rollan 40 N SoftStop set, long version, damped on one side, up to 40 kg The set includes: 1 x roller carriage with damping unit on one side, 2 x buffers, 1 x driver with attachment screw, 2 x standard carrier plates	1270 mm 1700 mm	129901
Rollan 40 N SoftStop set, medium version, damped on one side, up to 40 kg The set includes: 1 x roller carriage with damping unit on one side, 2 x buffers, 1 x driver with attachment screw, 2 x standard carrier plates	880 mm 1270 mm	129900

GEZE glass clamping plate 45 mm

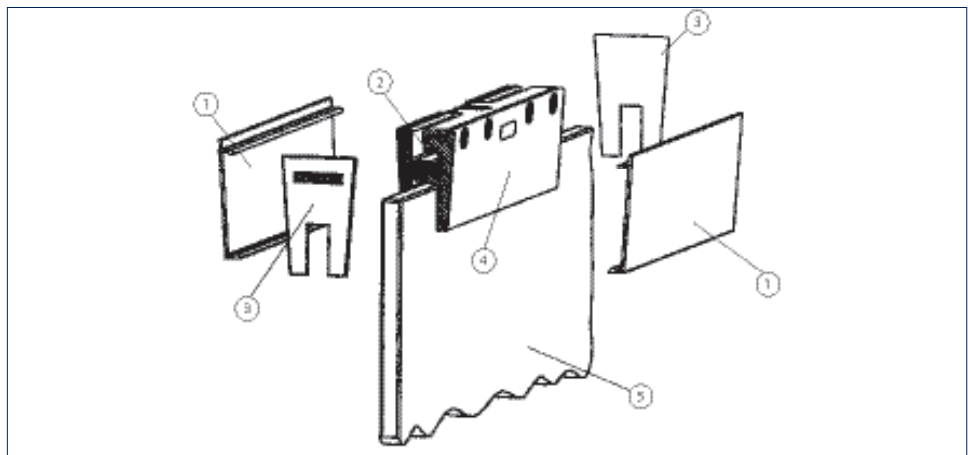
Inconspicuous and easy to install

The GEZE glass connection patch offers increased mounting convenience without the need for time-consuming glass work. The individual connection patches can be covered or both patches can be concealed with a continuous cover. By completely covering the carrier plates, the visual effect is that of a continuous connection patch, which is also available in all RAL colours. The gap between the connection patch and track is hardly visible and there is no need to fit a cover on site. The glass connection patch can be used for all standard glass thicknesses. The connection patch can be set to the respective glass thickness using the inside gearing. This facilitates installation and dismantling considerably.

GEZE glass clamping plate 45 mm



GEZE glass clamping plate 45 mm



- 1 = Cover profile
- 2 = Inside gearing
- 3 = End cover
- 4 = Glass connection patch
- 5 = Glass pane

Application range

- For all GEZE sliding door systems
- For ESG 8, 10, 12 mm and VSG up to 12.76 mm with additional VSG gluing kit (not including glass preparation)
- For leaf weights up to 140 kg (Rollan up to 80 kg)

Technical data

Product features	GEZE glass clamping plate 45 mm
Door material	Glass
Telescope	-
Automated	•
Fixed panel	•
Draw-in damping	•

• = YES
- = NOT AVAILABLE

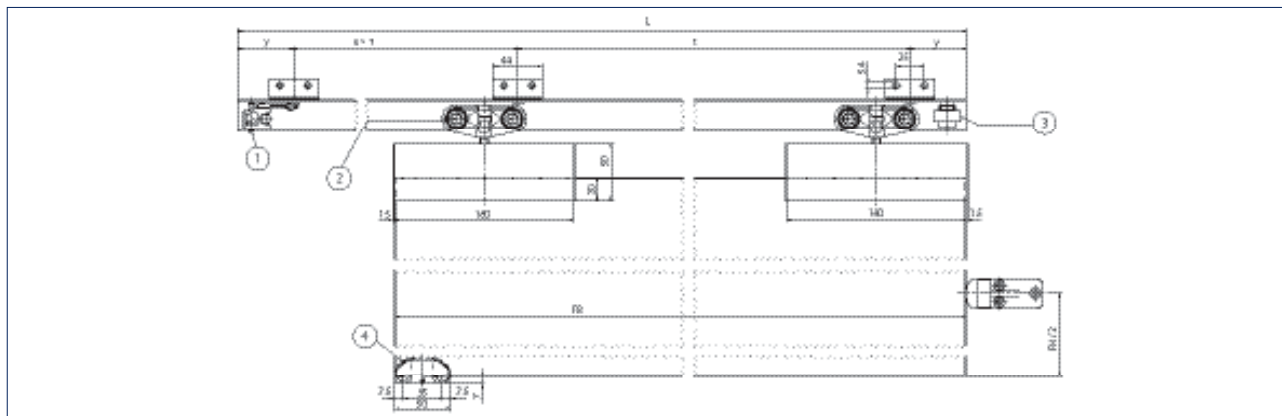
Standard installation of Rollan 40 N / 80 on glass leaves

Drawing No. 10417-ep04

Note

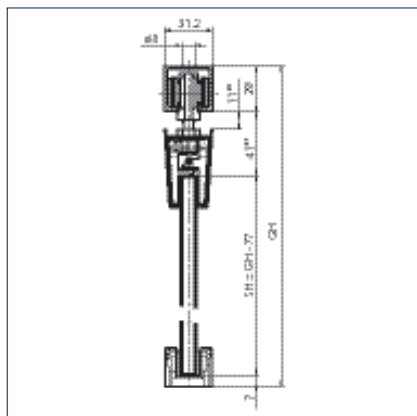
The wall recesses must be made accessible by a removable fascia. The door leaf must be stopped by a further angle buffer – in addition to the tube buffer. The buffer must be attached at the mid door height!

Mounting on a 1-leaf sliding door with glass leaf and glass connection patch:



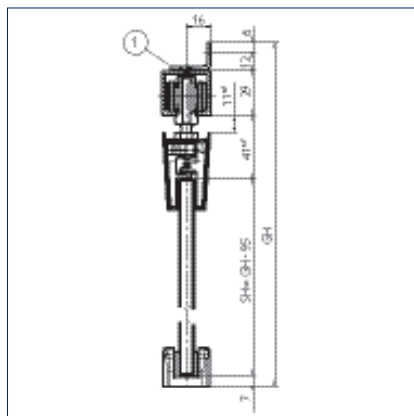
- 1 = Tube buffer adjustable with hold-open device in the running track
- 2 = Double roller carriage
- 3 = Tube buffer adjustable in the running track
- 4 = Infinitely variable glass floor guide
- L = Runner length
- y = Distance between the end of the running track to the centre of the first drilled hole
- n = Installation of individual wall brackets with wooden leaf
- t = Hole spacing
- FB = Leaf width
- FH = Leaf height

Can be fixed directly or with a plate on the ceiling or a bracket on the wall:



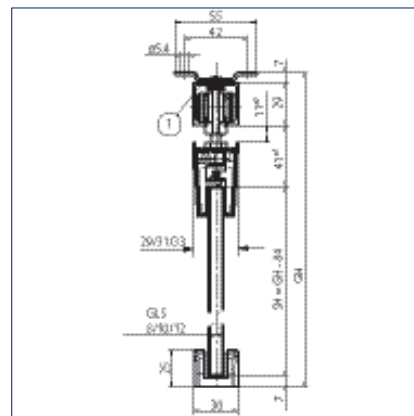
Direct ceiling mounting

SH = Pane height
GH = Total height



Wall mounting with angle bracket

1 = Wall installation
SH = Pane height
GH = Total height



Ceiling installation with plate

1 = Ceiling fixing plate
GLS = Glass thickness
SH = Pane height
GH = Total height



Floor guide with stainless steel finish



Adjustable glass floor guide EV1

GEZE glass clamping plate 45 mm - Order information

Description	Length	Version	ID.No.
Glass clamping plate 45 mm set, without cover Comprising 2 x glass clamping plates inc. suspension bolts, up to 140 kg leaf weight, for 8-12 mm ESG			125586
Glass clamping plate 45 mm set, individual cover Comprising 2 x glass clamping plates inc. suspension bolts, individual cover profiles and end covers, up to 140 kg leaf weight, for 8-12 mm ESG		EV1	125585
		stainless steel colour	134986
		acc. to RAL	126216
Glass clamping plate 45 mm set, continual cover Comprising 2 x glass clamping plates inc. suspension bolts, continuous custom made covering and end covers, EV1 or stainless steel colour, up to 140 kg leaf weight, for 8-12 mm ESG			125588
Accessories			
Cover profile glass clamping plate 45 mm For continuous covering, 1 profile	3000 mm	EV1	126107
	3000 mm	stainless steel colour	135034
Cover profile glass clamping plate 45 mm For 1 continuous covering, custom made		EV1	127628
		stainless steel colour	135033
		acc. to RAL	126108
Set of end pieces for glass clamping plate 45mm 2 x end pieces for mounting on the outside of the leaf for attachment of the continuous covering and side caps			133740
Set of end covers for glass clamping plate 45mm for 2 glass clamping plates		EV1	137359
		black	125582
		stainless steel colour	137360
		acc. to RAL	127498
Clamping insert glass clamping plate 45 mm and Levolan 150 for 2 glass clamping plates, for use with 12.7 mm (1/2 inch) ESG			133022
Set VSG threadlocker for use with VSG glass in connection with glass clamping plate 45mm and Levolan 150, for 2 clamping plates, WITHOUT adhesive			133099
Glass/metal bonding set 5x1 g			133056
Glass/metal bonding set 50 g			133039

GEZE glass clamping plate 30 mm

Inconspicuous and easy to install

The small glass clamping plate enables minimum installation height for maximum use options. Doors up to 80 kg are securely clamped without glass preparation or gluing. Thanks to an overall height of only 30 millimetres, the glass clamping plate is not visible when installed in a standard wall recess. Its length of only 110 mm enables diverse use for almost all door widths. It can be used in conjunction with the GEZE's manual sliding systems Rollan 40N/80 and Perlan SoftStop, and with Perlan AUT/Perlan AUT-NT. The glass clamping plate for Perlan AUT/Perlan AUT-NT fits concealed under the clip-on cover 100. The result is a complete system for automated glass doors. The simple installation using clamping plates makes all glass preparation work superfluous. All the usual types of glass can be covered (ESG 8,10,12 millimetres and VSG up to 12.76 millimetres with an additional VSG kit). Individual design options due to the possibility of covering each of the individual panels, or continuous covering across both panels.

GEZE glass clamping plate 30 mm



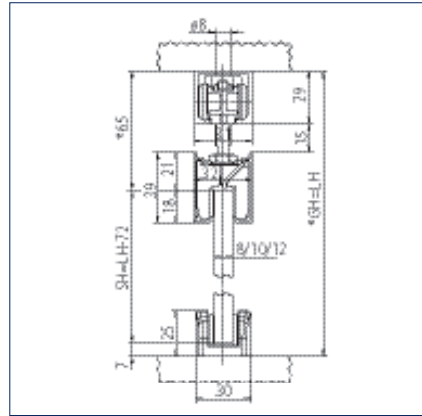
Application range

- For all GEZE sliding door systems
- For ESG 8, 10, 12 mm and VSG up to 12.76 mm with additional VSG gluing kit (not including glass preparation)
- For leaf weights up to 80 kg

Technical data

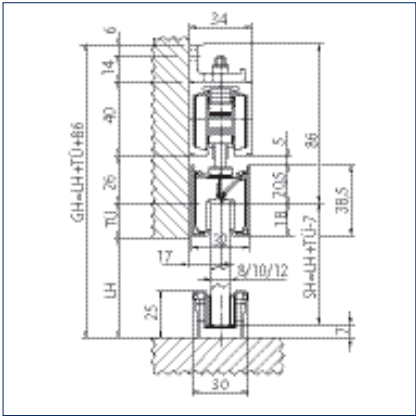
Product features	GEZE glass clamping plate 30 mm
Door material	Glass
Telescope	-
Automated	•
Fixed panel	•
Draw-in damping	•

- = YES
- = NOT AVAILABLE



Ceiling installation without bracket

- GH = Total height
- LH = Clear height
- SH = Pane height
- * = optionally with suspension bolt



Ceiling installation with bracket

- GH = Total height
- LH = Clear height
- SH = Pane height
- TU = Door protrusion
- * = optionally with suspension bolt

GEZE glass clamping plate 30 mm - Order information

Description	Length	Version	ID.No.
Glass clamping plate 30 mm set, continual cover Comprising 2 x glass clamping plates inc. suspension bolts, continual custom made cover and end covers, EV1 or stainless steel colour, up to 80 kg leaf weight, for 8-12 mm ESG			142368
Glass clamping plate 30 mm set, individual cover Comprising 2 x glass clamping plates inc. suspension bolts, individual cover profiles and end covers, up to 80kg leaf weight, for 8-12 mm ESG		EV1	142365
		stainless steel colour	142366
		acc. to RAL	142367
Glass clamping plate 30 mm set, without cover Comprising 2 x glass clamping plates inc. suspension bolts, up to 80 kg leaf weight, for 8-12 mm ESG			142364
Accessories			
Cover profile glass clamping plate 30 mm For individual covering of 2 glass clamping plates		EV1	144032
		stainless steel colour	144033
Cover profile glass clamping plate 30 mm For 1 continuous covering, custom made		EV1	141695
		stainless steel colour	141696
		acc. to RAL	141697
Cover profile glass clamping plate 30 mm For continuous covering, 2 profiles	3000 mm	EV1	142371
	3000 mm	stainless steel colour	142372
Set of end pieces for glass clamping plate 30 mm 2 pcs. end pieces for mounting on the outside of the leaf for attachment of the continual covering and side caps, necessary where the cover projects > 200 mm beyond the glass clamping plate			142373
Set of end covers for glass clamping plate 30 mm for 2 glass clamping plates		EV1	143346
		black	142369
		stainless steel colour	143347
		acc. to RAL	142370
Clamping insert, glass clamping plate 30 mm for 2 glass clamping plates, for use with 12.7 mm (1/2 inch) ESG			142634
Set VSG threadlocker 30 mm glass clamping plate for use with VSG glass in connection with glass clamping plate 30mm, for 2 clamping plates, WITHOUT adhesive			142386
Glass/metal bonding set 5x1 g			133056
Glass/metal bonding set 50 g			133039

GEZE Perlan 140

Multi-faceted uses with individual accessories

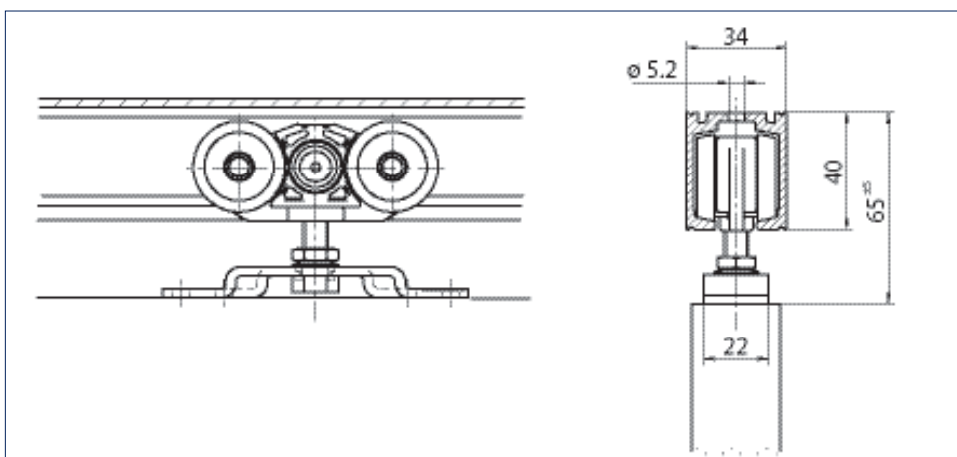
The discrete design supports every required room effect and makes the sliding door system with its accessories a guarantee for elegant and individual solutions. Even opening heavy doors is child's play. The Perlan 140 offers permanent quiet smooth through two precision ball bearings per roller carriage, track design and large-dimensioned carrier rollers. The inner, sealed ball bearings provide corrosion protection for the slightly damp interior rooms and are therefore also suitable, for example, for bathroom doors. The running track made of anodised lightweight metal alloy reduces attrition and also provides increased corrosion protection. The profile has no interfering edges, and all accessory parts run in the rail. The Perlan 140 is therefore ideally suited for mounting in the visible area. The distance between the leaf and the wall can be adjusted using the wall attachment bracket, in this way the door can be set to the individual situation, e.g. for precise mounting of the running rail if there is any unevenness in the masonry.

There are a large number of complete sets for all kinds of different applications. These always contain all the parts required to install the sliding door: Running track available in different lengths and with suitable fixing bracket, e.g. for wall fixing, roller carriages, carrier plates, tube buffer and floor guide. Alternatively, the track (6 m long or bespoke length) and the accessories can be ordered separately. On request the running rail is also available curved.

GEZE Perlan 140



GEZE Perlan 140



Application range

- For wood, plastic, glass and metal leaves up to 140 kg leaf weight
- Diverse additional parts are available for glass doors, e.g. glass connection patch, fixed panel holders or GGS holders
- For all single, multi-leaf and synchronous sliding doors
- Simple, direct ceiling mounting or fixing onto the wall and ceiling using an angle bracket
- The smooth running and use of high-quality materials as well as the quality workmanship make it especially suitable for doors in highly frequented residential and office areas

Technical data

Product features	GEZE Perlän 140
Door material	Wood, Plastic, Metal, Glass
Leaf weight (max.)	140 kg
Corrosion protection class	2
Type of installation	Wall installation , Ceiling installation
Telescope	•
Automated	•
Fixed panel	•
Draw-in damping	• max. 40 kg

- = YES
- = NOT AVAILABLE

Classification to EN 1527:1998

GEZE Perlän 140								
Category of use	Durability	Door weight	Fire resistance	Safety	Corrosion resistance	Security	Category of door	Initial friction
-	6	3	0	-	2	-	1	3

A DESCRIPTION OF THE CLASSES IS GIVEN AT THE END OF THE CATALOGUE.

Standard width in mm

Leaf width (FB)	Running track length (L)	Hole spacing (t)	Number of wall and ceiling brackets (x)	Distance from end of running track to centre of hole of fixing bracket (y)
500 - 840	1650	350	5	125
500 - 1040	2050	350	6	150
500 - 1240	2450	350	7	175
500 - 1440	2850	350	9	25
500 - 1640	3250	350	10	50
Standard length	6000	350	18	25

GEZE SLIDING DOOR SYSTEMS

Note

The wall recesses must be made accessible by a removable fascia. The door leaf must be stopped by a further angle buffer – in addition to the tube buffer. The buffer must be attached at the mid door height!

Planning drawings

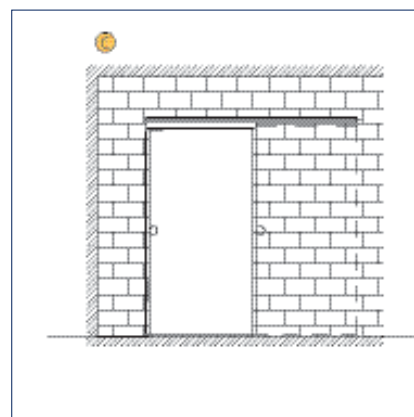
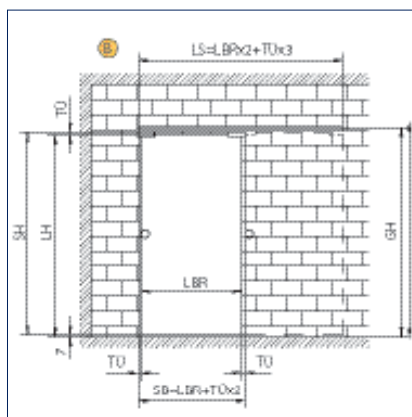
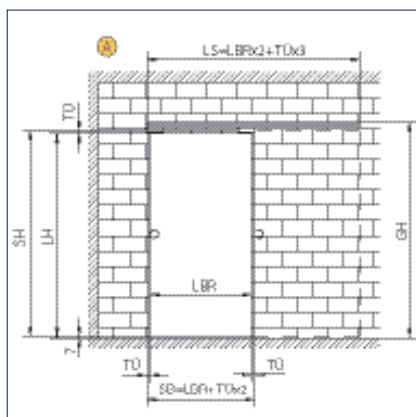
Drawing No. 10421-pl-01 + 10421-pl-03 (vertical sections)

A = Perlan 140 with glass connection patch, recessed handle, individually covered without glass cut-outs

B = Perlan 140 with glass connection patch, recessed handle, individually covered with glass cut-outs

C = Perlan 140 with glass connection patch, recessed handle, individually covered with glass cut-outs

Note: Position of the glass connection patch changes if SoftStop used, see planning drawing No. 10421-pl-12.



Dimensioning as for A

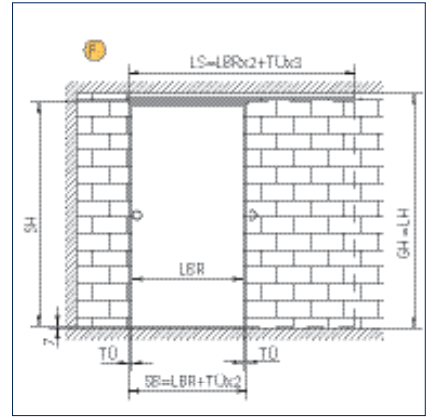
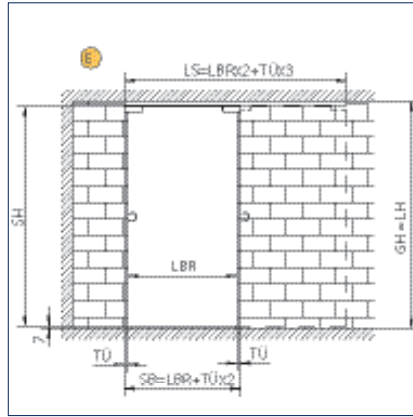
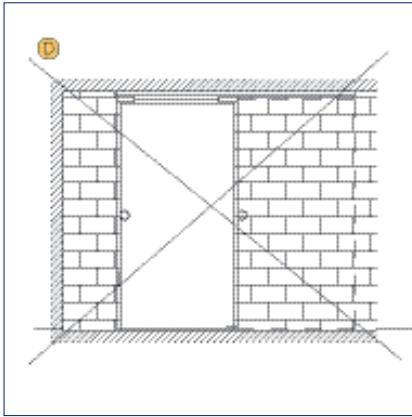
- SH = Pane height
- LH = Clear height
- LS = Track length
- LBR = Clear width
- TU = Door protrusion
- GH = Total height
- SB = Pane width
- TW1 = Door handle - wall clearance (door closed)
- TW2 = Door handle - wall clearance (door open)
- GD = Handle bar diameter

D = Perlan 140 with glass connection patch, recessed handle, individually covered, without glass cut-outs, with ceiling connection (not recommended because of glass gap)

E = Perlan 140 with glass connection patch, with recessed handle, individually covered, with glass cut-outs, with ceiling connection

F = Perlan 140 with glass connection patch, with recessed handle, continuously covered, without glass cut-outs, with ceiling connection

Note: Position of the glass connection patch changes if SoftStop used, see planning drawing No. 10421-pl-12.



Dimensioning as for F

LS = Track length

LBR = Clear width

TÛ = Door protrusion

SH = Pane height

SB = Pane width

GH = Total height

LH = Clear height

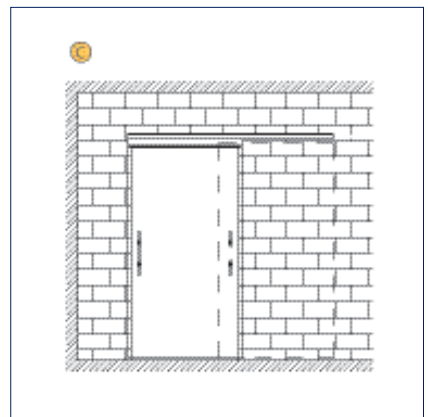
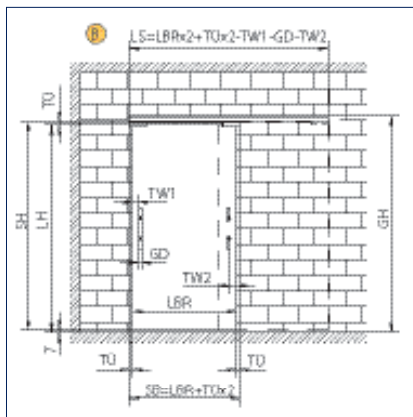
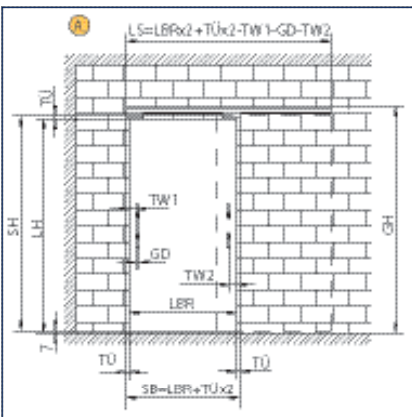
Drawing No. 10421-pl-02 + 10421-pl-03 (vertical sections)

A = Perlan 140 with glass connection patch, recessed handle, individually covered without glass cut-outs

B = Perlan 140 with glass connection patch, with push-bar, individually covered, with glass cut-outs

C = Perlan 140 with glass connection patch, with push-bar, individually covered, with glass cut-outs

Note: Position of the glass connection patch changes if SoftStop used, see planning drawing No. 10421-pl-13.



LS = Track length

LBR = Clear width

TÛ = Door protrusion

TW1 = Door handle - wall clearance (door closed)

TW2 = Door handle - wall clearance (door open)

GD = Handle bar diameter

SH = Pane height

LH = Clear height

SB = Pane width

GH = Total height

GEZE SLIDING DOOR SYSTEMS

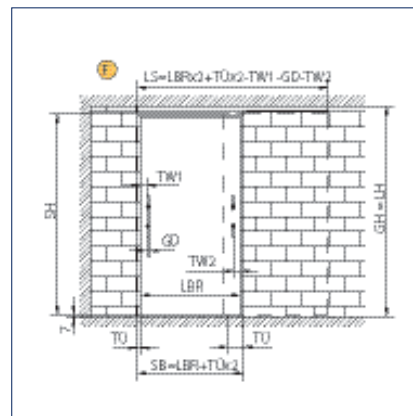
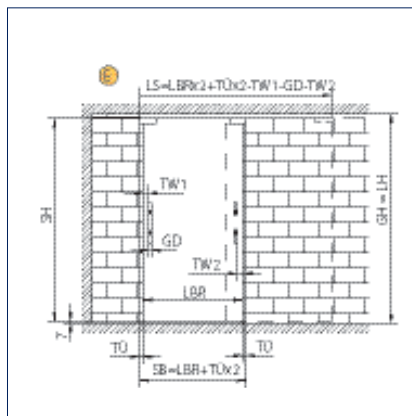
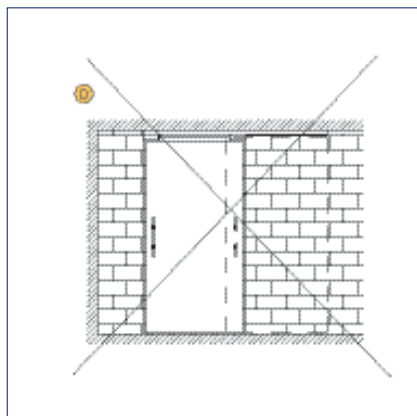
Drawing No. 10421-pl-01 + 10421-pl-03 (vertical sections)

D = Perlän 140 with glass connection patch, with push bar, individually covered, without glass cut-outs, with ceiling connection (not recommended because of glass gap)

E = Perlän 140 with glass connection patch, with push bar, individually covered, with glass cut-outs, with ceiling connection

F = Perlän 140 with glass connection patch, with push bar, continuously covered, without glass cut-outs, with ceiling connection

Note: Position of the glass connection patch changes if SoftStop used, see planning drawing No. 10421-pl-13.



Dimensioning as for F

LS = Track length

LBR = Clear width

TÜ = Door protrusion

TW1 = Door handle - wall clearance (door closed)

TW2 = Door handle - wall clearance (door open)

GD = Handle bar diameter

SH = Pane height

LH = Clear height

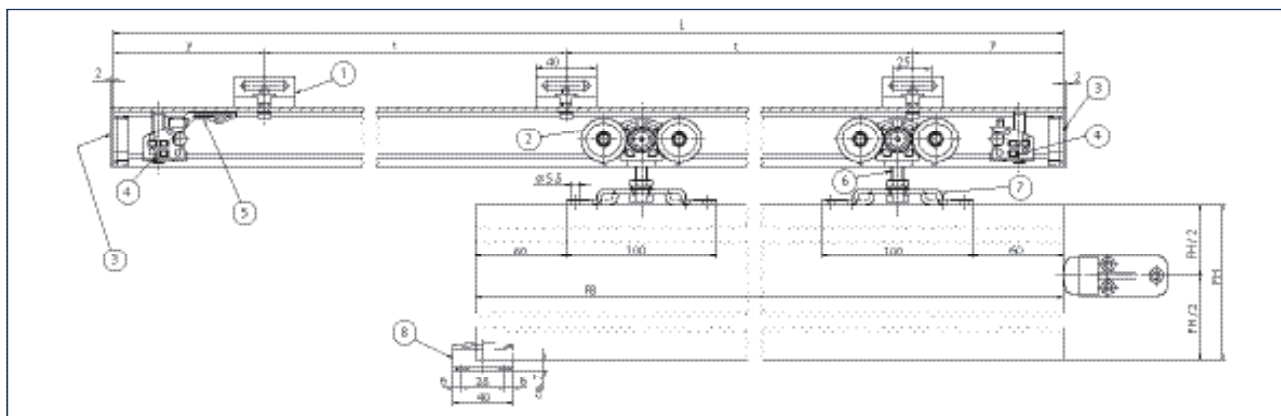
GH = Total height

SB = Pane width

Standard installation

Drawing No. 10421-ep05

Mounting on a 1-leaf sliding door with wooden leaf and carrier plate (manual):



1 = Wall attachment bracket Perlän 140

2 = Double roller carriage

3 = End cap (optional)

4 = Tube buffer

5 = Hold-open spring

6 = Suspension bolt

7 = Carrier plate

8 = Floor guide

L = Runner length

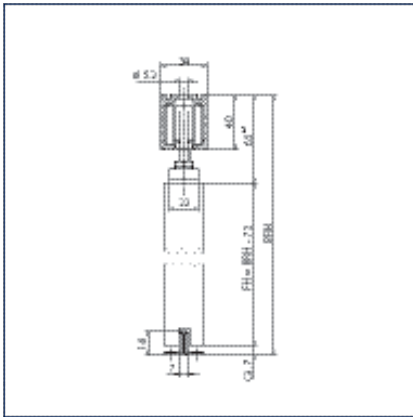
y = Distance between the end of the running track to the centre of the first drilled hole

t = Hole spacing

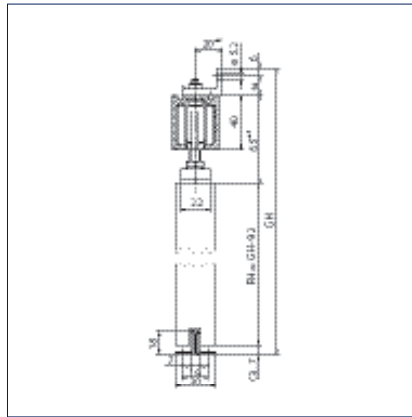
FB = Leaf width

FH = Leaf height

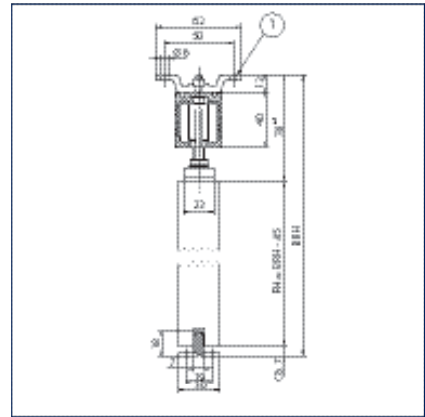
The fitting can be fixed directly on the ceiling or fixed to the wall or ceiling using an angle bracket or plate:



Direct ceiling mounting
FH = Leaf height
BRH = Overall height



Wall mounting with angle bracket
FH = Leaf height
GH = Total height

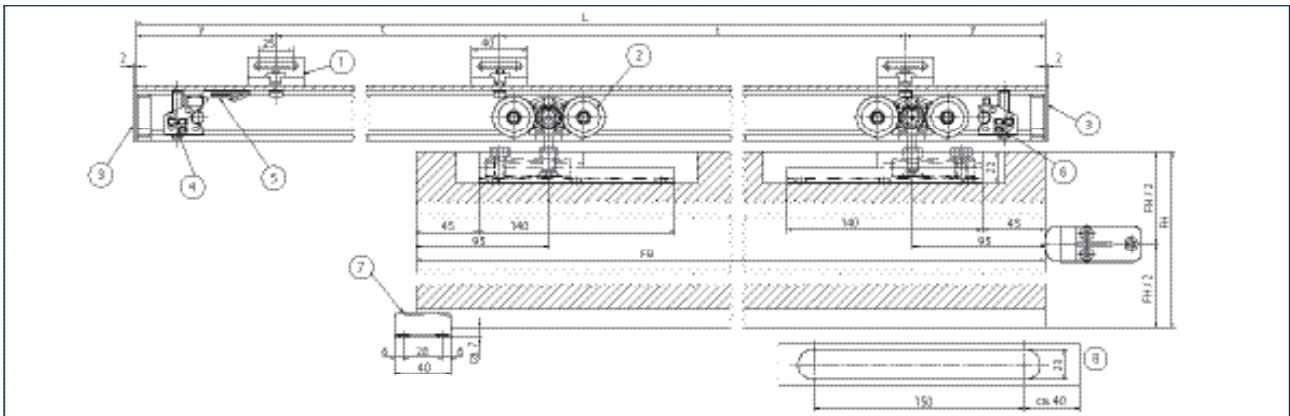


Ceiling installation with plate
FH = Leaf height
BRH = Overall height
1 = Ceiling attachment Perlan 140

Installation with lowerable carrier plate

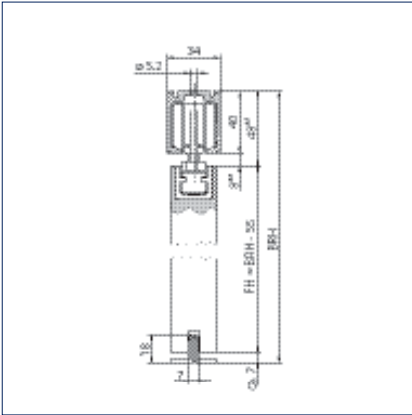
Drawing No. 10421-ep06

Mounting on a 1-leaf sliding door with wooden leaf and lowerable carrier plate:

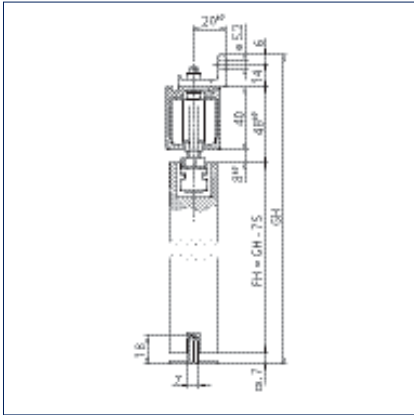


- 1 = Wall attachment bracket Perlan 140
- 2 = Double roller carriage
- 3 = End cap (optional)
- 4 = Tube buffer
- 5 = Hold-open spring
- 6 = Tube buffer adjustable in the running track
- 7 = Floor guide
- 8 = min. rebate for wooden leaf
- L = Runner length
- y = Distance between the end of the running track to the centre of the first drilled hole
- t = Hole spacing
- FB = Leaf width
- FH = Leaf height

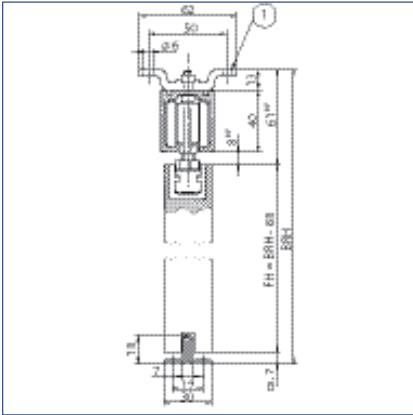
The fitting can be fixed directly on the ceiling or fixed to the wall or ceiling using an angle bracket or plate:



Direct ceiling mounting
FH = Leaf height
BRH = Overall height



Wall mounting with angle bracket
FH = Leaf height
GH = Total height



Ceiling installation with plate
FH = Leaf height
BRH = Overall height
1 = Ceiling attachment Perlan 140



Lowerable carrier plate minimises the distance between the rail and door leaf

GEZE Perlan 140 - Order information

Description	Leaf width from - to	Length	Version	ID.No.
Perlan 140 set for wooden leaves For ceiling attachment with standard carrier plate, up to 140 kg leaf weight	500 mm 840 mm	1650 mm	EV1	119353
	500 mm 1040 mm	2050 mm	EV1	119354
	500 mm 1240 mm	2450 mm	EV1	119355
	500 mm 1440 mm	2850 mm	EV1	119356
	500 mm 1640 mm	3250 mm	EV1	119357
Perlan 140 set for wooden leaves For wall attachment with carrier plate and standard wall attachment bracket, up to 140 kg leaf weight	500 mm 840 mm	1650 mm	EV1	119337
	500 mm 1040 mm	2050 mm	EV1	119338
	500 mm 1240 mm	2450 mm	EV1	119339
	500 mm 1440 mm	2850 mm	EV1	119340
	500 mm 1640 mm	3250 mm	EV1	119351

Description	Leaf width from - to	Length	Version	ID.No.
Perlan 140 set for glass leaves For ceiling attachment with glass clamping plate individually faced, up to 140 kg leaf weight	500 mm 840 mm	1650 mm	EV1	134833
	500 mm 1040 mm	2050 mm	EV1	134834
	500 mm 1240 mm	2450 mm	EV1	134835
	500 mm 840 mm	1650 mm	stainless steel colour	134843
	500 mm 1040 mm	2050 mm	stainless steel colour	134844
	500 mm 1240 mm	2450 mm	stainless steel colour	134845
Perlan 140 set for glass leaves For wall attachment with concealed wall bracket and glass clamping plate individually faced, up to 140 kg leaf weight	500 mm 840 mm	1650 mm	EV1	134836
	500 mm 1040 mm	2050 mm	EV1	134837
	500 mm 1240 mm	2450 mm	EV1	134839
	500 mm 840 mm	1650 mm	stainless steel colour	134846
	500 mm 1040 mm	2050 mm	stainless steel colour	134847
	500 mm 1240 mm	2450 mm	stainless steel colour	134848
Accessories				
Perlan 140 running track with countersunk drill holes (prepared for Perlan SoftStop)	710 mm 900 mm	1650 mm	EV1	135046
	910 mm 1100 mm	2050 mm	EV1	135047
	1110 mm 1300 mm	2450 mm	EV1	135048
		2850 mm	EV1	142518
		3250 mm	EV1	142519
		6000 mm	EV1	128660
	710 mm 900 mm	1650 mm	stainless steel colour	135049
	910 mm 1100 mm	2050 mm	stainless steel colour	135050
	1110 mm 1300 mm	2450 mm	stainless steel colour	135061
		6000 mm	stainless steel colour	128662
			EV1	128661
Perlan 140 running track with countersunk drill holes, custom-made (prepared for Perlan SoftStop)			stainless steel colour	128663
Perlan 140 carrier plate Without attachment material				064236
Carrier plate Perlan 140 KS corrosion-protected, for use outdoors and in aggressive environments, without attachment material			Stainless steel	117355
Lowerable carrier plate set 2 pcs., for milling into the wooden leaf, including suspension bolts and flat open-ended spanner for height adjustment				138015
Wall attachment bracket Perlan 140 KS corrosion-protected, for use outdoors and in aggressive environments, with sliding block and fixing screw for running track				119319

GEZE SLIDING DOOR SYSTEMS

Description	Leaf width from - to	Length	Version	ID.No.
Wall attachment bracket Perlan 140 With sliding block and fixing screw for running track				119318
Ceiling attachment Perlan 140 With fixing screw for running track				119315
Double roller carriage without suspension bolt up to 140 kg leaf weight				064248
Double-roller carriage Perlan 140 KS without suspension bolt corrosion-protected, for use outdoors and in aggressive environments, up to 140 kg leaf weight				117354
Double-roller carriage Perlan 140 KS with suspension bolt corrosion-protected, for use outdoors and in aggressive environments, up to 140 kg leaf weight				120087
Double roller carriage with suspension bolt up to 140 kg leaf weight				064346
Adjustable glass floor guide infinitely adjustable for glass thickness 8-13,5 mm, with frieze band for noise reduction with structured glass surfaces, without attachment material			silver-coloured	120417
Frieze band for adjustable glass floor guide for use with structured glass or rough surface				143869
Stainless steel floor guide For 8, 10, 12 mm glass			Stainless steel	134990
Floor guide, standard Without attachment material			galvanised	002191
Door push bar, configured			Stainless steel	127616
Flush pull, 8-12 mm glass Closed, outer diameter 60 mm, glass drill hole 40 mm			Stainless steel	138670
Flush pull, 8-12 mm glass Open, outer diameter 70 mm, glass drill hole 60 mm, specify glass thickness when ordering			Stainless steel	127617
Flush pull, 15-80 mm wood Outer diameter 60 mm, specify leaf thickness when ordering			Stainless steel	127614
Angle buffer				000339
Buffer for continuous floor guide				124655
Buffer for continuous glass floor guide				124656
Tube buffer Perlan 140 (also KS) Steel parts made of stainless steel				119362
Perlan running track end cap			black	119649
Suspension bolt Perlan 140 With combination nut				063839
Suspension bolt Perlan 140 KS With combination nut			Stainless steel	117357
Adjustable hold-open mechanism				069274
Hold-open spring				064242
Accessories set basic components Perlan 140 KS corrosion-protected for outdoor use, for ceiling mounting, comprising: 2 x double-roller carriage, 2 x tube buffer, 2 x carrier plate, 1 x hold-open spring, 2 x suspension bolt, 2 x end cap	500 mm 1640 mm			119510
Accessories set basic components Perlan 140 KS corrosion-protected for outdoor use, for wall mounting, comprising: 2 x double-roller carriage, 2 x tube buffer, 2 x carrier plate, 1 x hold-open spring, 2 x suspension bolt, 2 x end cap, inc. standard wall bracket (length = usable up to running track length)	500 mm 840 mm	1650 mm		119507
	500 mm 1240 mm	2450 mm		119508
	500 mm 1640 mm	3250 mm		119509

Description	Leaf width from - to	Length	Version	ID.No.
Accessories set basic components Perlan 140 for wall mounting, comprising: 2 x double-roller carriage, 2 x tube buffer, 2 x carrier plate, 1 x hold-open spring, 2 x suspension bolt, 2 x end cap, 1 x floor guide wood, inc. standard wall bracket (length = usable up to running track length)	500 mm 840 mm	1650 mm		119358
	500 mm 1240 mm	2450 mm		119359
	500 mm 1640 mm	3250 mm		119360
Accessories set basic components Perlan 140 for ceiling mounting, comprising: 2 x double-roller carriage, 2 x tube buffer, 2 x carrier plate, 1 x hold-open spring, 2 x suspension bolt, 2 x end cap, 1 x floor guide wood	500 mm 1640 mm			119361
Ceiling compensation set/ceiling spacer, stepless 6 pcs., infinitely variable height compensation from 13 mm to 18 mm. For use for ceiling mounting using clip-on cover 100/145 as well as for general use on uneven ceilings				138099



GEZE Perlan 140

GEZE Perlan 140 accessories

Continuously adjustable glass floor guide

The floor guide is suitable for glass thicknesses between 8 mm and 12 mm and can be easily and precisely continuously adjusted.

Adjustable hold-open

The latching force of the hold-open mechanism can be individually set using a headless screw. This means individual adjustment to the door leaf used (depending on the door weight) and the respective user.

End cap

The clip-on end cap ensures the running rail is tidily finished.

Lowerable carrier plate

The lowering of the suspension in the wooden leaf minimises the distance between the rail and door leaf. Visible carrier plates are a thing of the past and wooden cover panels provided by the customer on site become superfluous.



Floor guide with stainless steel finish



Adjustable glass floor guide EV1



Adjustable hold-open mechanism

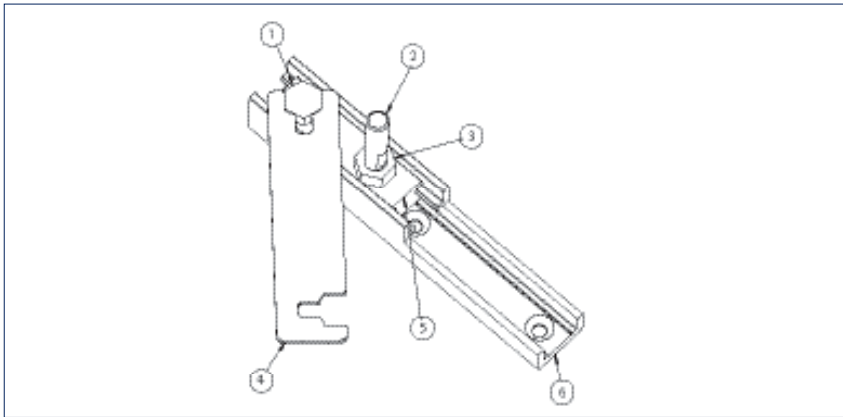


End cap



Ceiling compensation set/ceiling spacer, stepless

Drawing No. 10421-ep06



Lowerable carrier plate

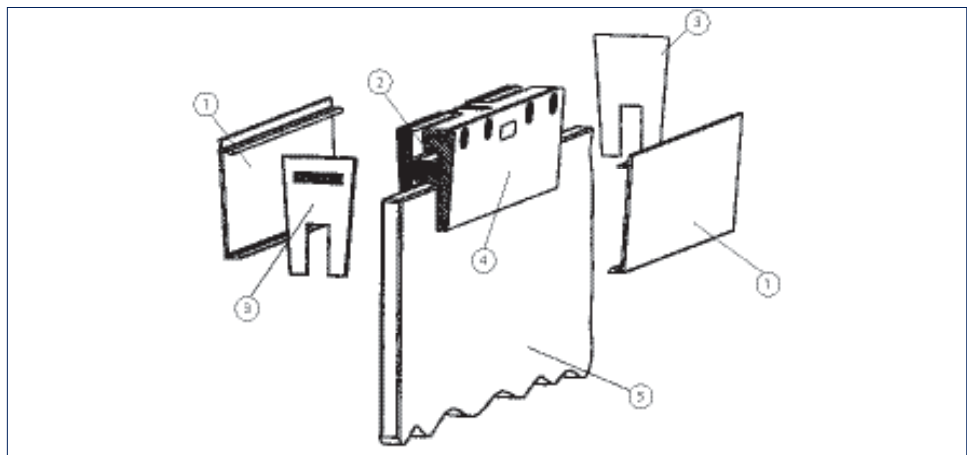
- 1 = Hexagon screw, DIN 933 M8x16
- 2 = Countersunk screw M8x50 with open ended spanner SW6
- 3 = Hexagon nut DIN 934 M8
- 4 = Open-ended spanner, SV 6/13
- 5 = Slide, carrier plate
- 6 = Rail, carrier plate

Order information

Description	Version	ID.No.
Lowerable carrier plate set 2 pcs., for milling into the wooden leaf, including suspension bolts and flat open-ended spanner for height adjustment		138015
Perlan running track end cap	black	119649
Adjustable hold-open mechanism		069274
Hold-open spring		064242

GEZE glass clamping plate 45 mm**Inconspicuous and easy to install**

The GEZE glass connection patch offers increased mounting convenience without the need for time-consuming glass work. The individual connection patches can be covered or both patches can be concealed with a continuous cover. By completely covering the carrier plates, the visual effect is that of a continuous connection patch, which is also available in all RAL colours. The gap between the connection patch and track is hardly visible and there is no need to fit a cover on site. The glass connection patch can be used for all standard glass thicknesses. The connection patch can be set to the respective glass thickness using the inside gearing. This facilitates installation and dismantling considerably.

GEZE glass clamping plate 45 mm**GEZE glass clamping plate 45 mm**

- 1 = Cover profile
- 2 = Inside gearing
- 3 = End cover
- 4 = Glass connection patch
- 5 = Glass pane

Application range

- For all GEZE sliding door systems
- For ESG 8, 10, 12 mm and VSG up to 12.76 mm with additional VSG gluing kit (not including glass preparation)
- For leaf weights up to 140 kg (Rollan up to 80 kg)

Technical data

Product features	GEZE glass clamping plate 45 mm
Door material	Glass
Telescope	-
Automated	•
Fixed panel	•
Draw-in damping	•
• = YES - = NOT AVAILABLE	

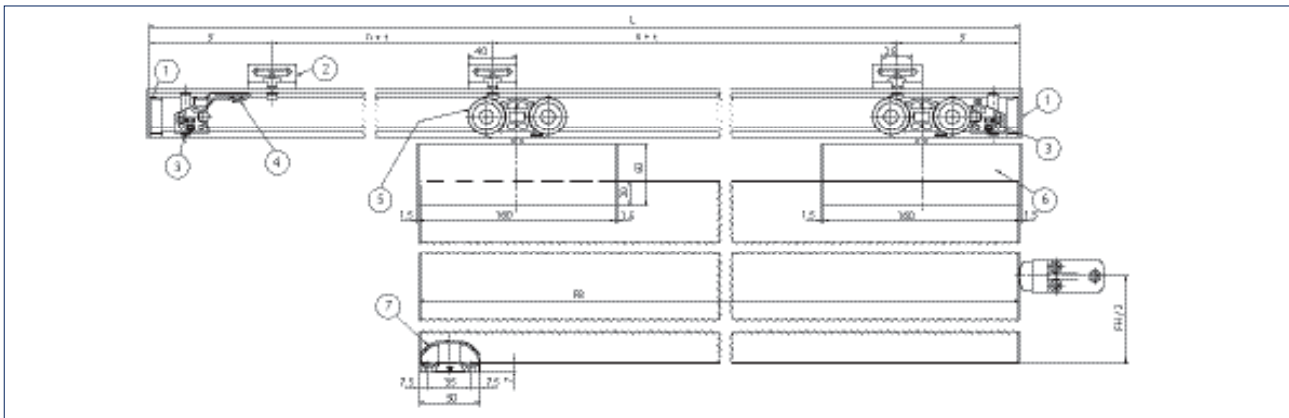
Standard installation of Perlan 140 on glass leaves

Drawing No. 10421-ep07

Note

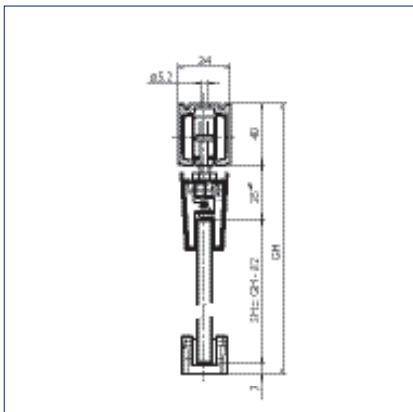
The wall recesses must be made accessible by a removable fascia. The door leaf must be stopped by a further angle buffer – in addition to the tube buffer. The buffer must be attached at the mid door height!

Mounting on a 1-leaf sliding door with wooden leaf and carrier plate (manual):



- 1 = End cap (optional)
- 2 = Wall attachment bracket Perlan 140
- 3 = Tube buffer
- 4 = Hold-open spring
- 5 = Double roller carriage
- 6 = Connection patch
- 7 = Adjustable floor guide
- L = Runner length
- y = Distance between the end of the running track to the centre of the first drilled hole
- FB = Leaf width
- FH = Leaf height
- n = Number
- t = Hole spacing

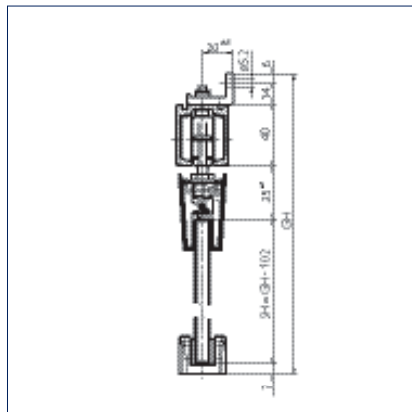
Can be fixed directly or with a plate on the ceiling or a bracket on the wall:



Direct ceiling mounting

SH = Pane height

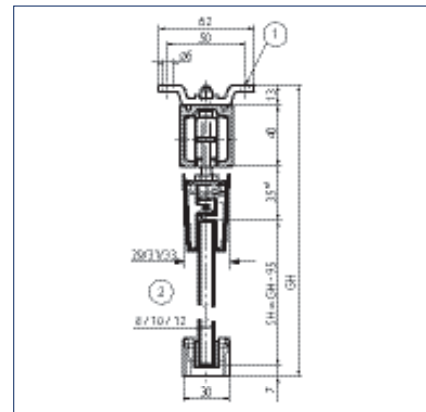
GH = Total height



Wall mounting with angle bracket

SH = Pane height

GH = Total height



Ceiling installation with plate

SH = Pane height

GH = Total height

1 = Ceiling attachment Perlan 140

2 = Glass thickness

Sliding fitting systems

GEZE SLIDING DOOR SYSTEMS



Floor guide with stainless steel finish



Adjustable glass floor guide EV1

GEZE glass clamping plate 45 mm - Order information

Description	Length	Version	ID.No.
Glass clamping plate 45 mm set, without cover Comprising 2 x glass clamping plates inc. suspension bolts, up to 140 kg leaf weight, for 8-12 mm ESG			125586
		EV1	125585
Glass clamping plate 45 mm set, individual cover Comprising 2 x glass clamping plates inc. suspension bolts, individual cover profiles and end covers, up to 140 kg leaf weight, for 8-12 mm ESG		stainless steel colour	134986
		acc. to RAL	126216
Glass clamping plate 45 mm set, continual cover Comprising 2 x glass clamping plates inc. suspension bolts, continuous custom made covering and end covers, EV1 or stainless steel colour, up to 140 kg leaf weight, for 8-12 mm ESG			125588
Accessories			
Cover profile glass clamping plate 45 mm For continuous covering, 1 profile	3000 mm	EV1	126107
	3000 mm	stainless steel colour	135034
Cover profile glass clamping plate 45 mm For 1 continuous covering, custom made		EV1	127628
		stainless steel colour	135033
		acc. to RAL	126108
Set of end pieces for glass clamping plate 45mm 2 x end pieces for mounting on the outside of the leaf for attachment of the continuous covering and side caps			133740
Set of end covers for glass clamping plate 45mm for 2 glass clamping plates		EV1	137359
		black	125582
		stainless steel colour	137360
		acc. to RAL	127498
Clamping insert glass clamping plate 45 mm and Levolan 150 for 2 glass clamping plates, for use with 12.7 mm (1/2 inch) ESG			133022
Set VSG threadlocker for use with VSG glass in connection with glass clamping plate 45mm and Levolan 150, for 2 clamping plates, WITHOUT adhesive			133099
Glass/metal bonding set 5x1 g			133056
Glass/metal bonding set 50 g			133039

GEZE glass clamping plate 30 mm

Inconspicuous and easy to install

The small glass clamping plate enables minimum installation height for maximum use options. Doors up to 80 kg are securely clamped without glass preparation or gluing. Thanks to an overall height of only 30 millimetres, the glass clamping plate is not visible when installed in a standard wall recess. Its length of only 110 mm enables diverse use for almost all door widths. It can be used in conjunction with the GEZE's manual sliding systems Rollan 40N/80 and Perlan SoftStop, and with Perlan AUT/Perlan AUT-NT. The glass clamping plate for Perlan AUT/Perlan AUT-NT fits concealed under the clip-on cover 100. The result is a complete system for automated glass doors. The simple installation using clamping plates makes all glass preparation work superfluous. All the usual types of glass can be covered (ESG 8,10,12 millimetres and VSG up to 12.76 millimetres with an additional VSG kit). Individual design options due to the possibility of covering each of the individual panels, or continuous covering across both panels.

GEZE glass clamping plate 30 mm



Application range

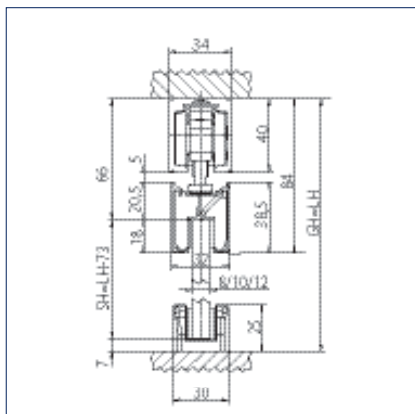
- For all GEZE sliding door systems
- For ESG 8, 10, 12 mm and VSG up to 12.76 mm with additional VSG gluing kit (not including glass preparation)
- For leaf weights up to 80 kg

Technical data

Product features	GEZE glass clamping plate 30 mm
Door material	Glass
Telescope	-
Automated	•
Fixed panel	•
Draw-in damping	•

• = YES
- = NOT AVAILABLE

GEZE SLIDING DOOR SYSTEMS



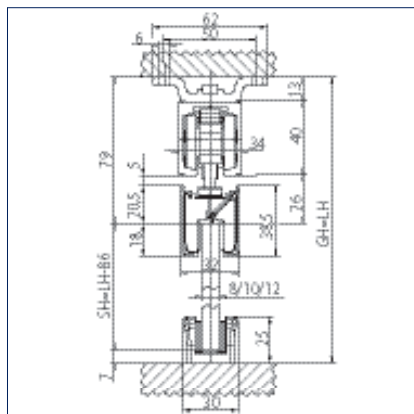
Ceiling installation

GH = Total height

LH = Clear height

SH = Pane height

TÜ = Door protrusion



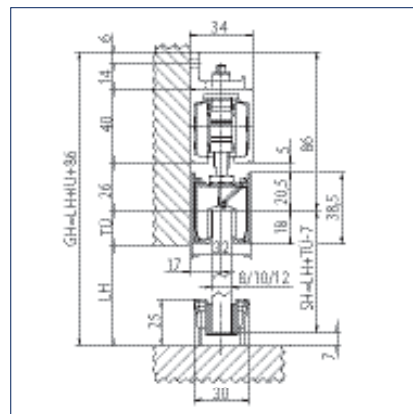
Ceiling installation with bracket

GH = Total height

LH = Clear height

SH = Pane height

TÜ = Door protrusion



Wall installation with GKP 30 mm

GH = Total height

LH = Clear height

SH = Pane height

TÜ = Door protrusion

GEZE glass clamping plate 30 mm - Order information

Description	Length	Version	ID.No.
Glass clamping plate 30 mm set, continual cover Comprising 2 x glass clamping plates inc. suspension bolts, continual custom made cover and end covers, EV1 or stainless steel colour, up to 80 kg leaf weight, for 8-12 mm ESG			142368
Glass clamping plate 30 mm set, individual cover Comprising 2 x glass clamping plates inc. suspension bolts, individual cover profiles and end covers, up to 80kg leaf weight, for 8-12 mm ESG		EV1	142365
		stainless steel colour	142366
		acc. to RAL	142367
Glass clamping plate 30 mm set, without cover Comprising 2 x glass clamping plates inc. suspension bolts, up to 80 kg leaf weight, for 8-12 mm ESG			142364
Accessories			
Cover profile glass clamping plate 30 mm For individual covering of 2 glass clamping plates		EV1	144032
		stainless steel colour	144033
Cover profile glass clamping plate 30 mm For 1 continuous covering, custom made		EV1	141695
		stainless steel colour	141696
		acc. to RAL	141697
Cover profile glass clamping plate 30 mm For continuous covering, 2 profiles	3000 mm	EV1	142371
	3000 mm	stainless steel colour	142372
Set of end pieces for glass clamping plate 30 mm 2 pcs. end pieces for mounting on the outside of the leaf for attachment of the continual covering and side caps, necessary where the cover projects > 200 mm beyond the glass clamping plate			142373
Set of end covers for glass clamping plate 30 mm for 2 glass clamping plates		EV1	143346
		black	142369
		stainless steel colour	143347
		acc. to RAL	142370
Clamping insert, glass clamping plate 30 mm for 2 glass clamping plates, for use with 12.7 mm (1/2 inch) ESG			142634
Set VSG threadlocker 30 mm glass clamping plate for use with VSG glass in connection with glass clamping plate 30mm, for 2 clamping plates, WITHOUT adhesive			142386
Glass/metal bonding set 5x1 g			133056
Glass/metal bonding set 50 g			133039

GEZE Perlan 140 SoftStop

Gentle closing with protection against entrapment

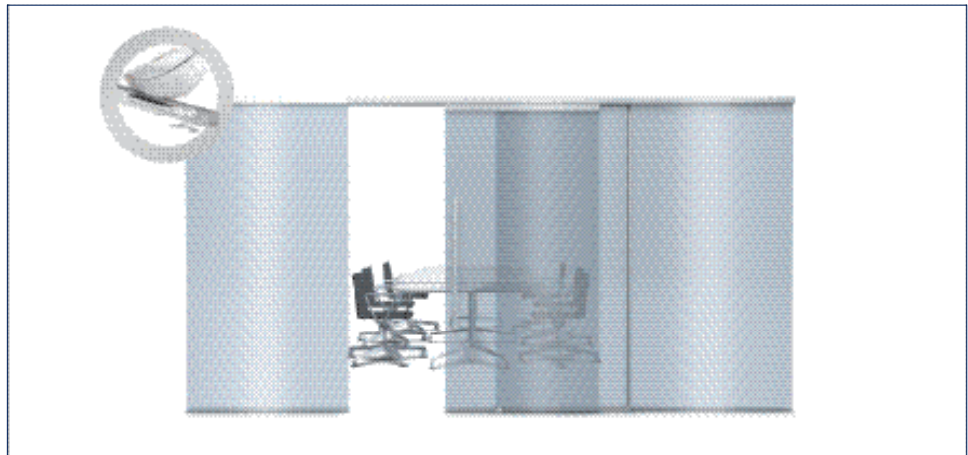
GEZE sliding door systems with Perlan 140 SoftStop draw-in damping perfectly combine comfort, convenience and safety for sliding doors. Uncontrolled stopping at the frame or the buffer is now a thing of the past. The door is braked gently and automatically returns to the zero position. The gentle draw-in to the end position is easy on the door and the fitting and increases the door's life. With a total height of only 40 mm, Perlan 140 SoftStop is completely concealed in the track. The draw-in damping also acts as entrapment protection, as the door's movement is braked over the last centimetres of closing. GEZE Perlan 140 SoftStop is available as a standard for leaf widths between 515-1700 mm and leaf weights up to 80 kg.

The set contains a Perlan 140 SoftStop roller carriage for one or two-sided damping. The standard set also includes 1 or 2 carrier hooks including fixing screws, 2 x track buffers, 2 x suspension bolts as well as 2 x carrier plates.

GEZE Perlan 140 SoftStop



GEZE Perlan 140 SoftStop



Application range

- For wood, plastic, glass and metal leaves up to 80 kg leaf weight
- A glass connection patch is available for glass leaves
- For all single and multi-leaf sliding doors
- Particularly suitable for doors in the home and office

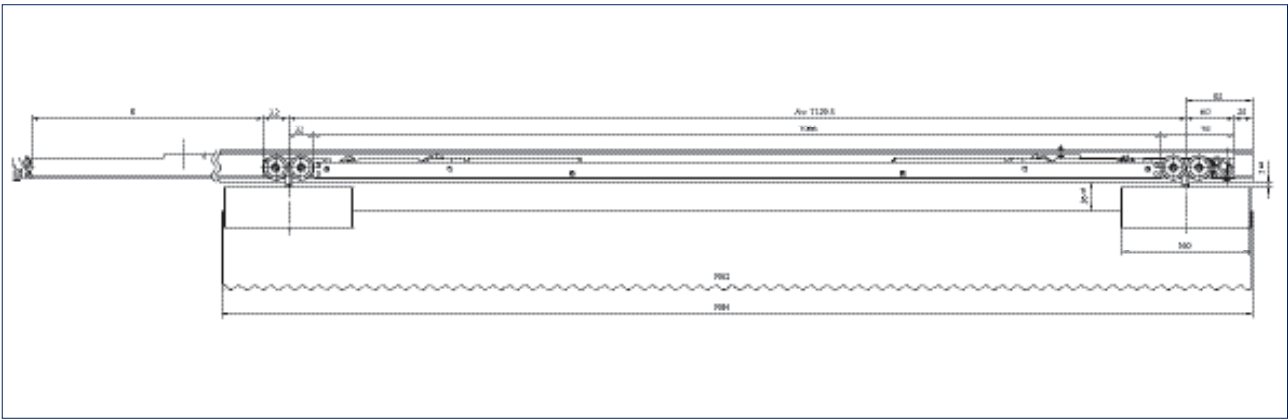
Technical data

Product features	GEZE Perlän 140 SoftStop
Door material	Wood, Plastic, Metal, Glass
Leaf weight (max.)	80 kg
Corrosion protection class	2
Telescope	-
Automated	-
Fixed panel	●
Draw-in damping	●

● = YES
- = NOT AVAILABLE

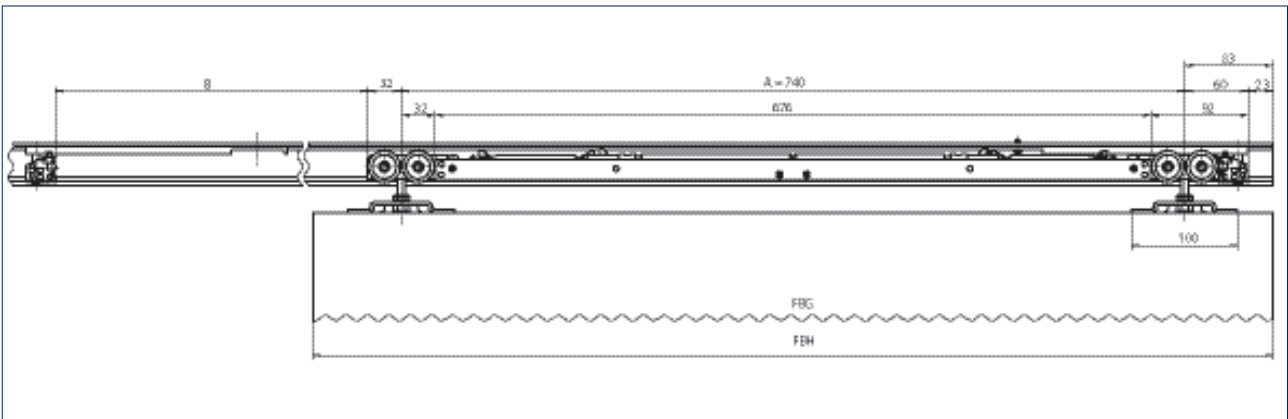
SoftStop draw-in damping
Drawing No. 10421-ep36

Mounting with glass leaf, 2-sided, long, damping in both directions



FBG= Glass leaf width
FBH= Wood leaf width
A = Suspension bolt spacing

Mounting with wooden leaf, two-sided, medium, damping in both directions



FBG= Glass leaf width
FBH= Wood leaf width
A = Suspension bolt spacing

Sliding door systems



FBG= Glass leaf width
A = Suspension bolt spacing



39

GEZE Perlan 140 SoftStop - Order information

Description	Leaf width from - to	Length	Version	ID.No.
Perlan 140 set for wooden leaves For ceiling attachment with standard carrier plate and Perlan SoftStop, up to 80 kg leaf weight	535 mm 1000 mm	2050 mm	EV1	134887
	860 mm 1240 mm	2450 mm	EV1	134888
Perlan 140 set for wooden leaves For wall attachment with carrier plate, standard wall attachment bracket and Perlan SoftStop, up to 80 kg leaf weight	535 mm 1000 mm	2050 mm	EV1	134891
	860 mm 1240 mm	2450 mm	EV1	134892
Perlan 140 set for glass leaves For ceiling attachment with glass clamping plate individually faced and Perlan SoftStop, up to 80 kg leaf weight	575 mm 1000 mm	2050 mm	EV1	134851
	900 mm 1240 mm	2450 mm	EV1	134852
	575 mm 1000 mm	2050 mm	stainless steel colour	134857
	900 mm 1240 mm	2450 mm	stainless steel colour	134858
Perlan 140 set for glass leaves For wall attachment with concealed wall bracket, glass clamping plate individually faced and Perlan SoftStop, up to 80 kg leaf weight	575 mm 1000 mm	2050 mm	EV1	134854
	900 mm 1240 mm	2450 mm	EV1	134855
	575 mm 1000 mm	2050 mm	stainless steel colour	134860
	900 mm 1240 mm	2450 mm	stainless steel colour	134861
Accessories				
Perlan SoftStop set, short version, damped on one side, up to 80 kg The set includes: 1 x roller carriage with damping unit on one side, 2 x buffers, 1 x driver with attachment screw, 2 x standard carrier plates	575 mm 900 mm			128876
Perlan SoftStop set, medium version, damped on both sides, up to 80 kg The set includes: 1 x roller carriage with damping unit on both sides, 2 x buffers, 2 x drivers with attachment screws, 2 x standard carrier plates	900 mm 1290 mm			128880
Perlan SoftStop set, long version, damped on one side, up to 80 kg The set includes: 1 x roller carriage with damping unit on one side, 2 x buffers, 1 x driver with attachment screw, 2 x standard carrier plates	1290 mm 1700 mm			128878
Perlan SoftStop set, medium version, damped on one side, up to 80 kg The set includes: 1 x roller carriage with damping unit on one side, 2 x buffers, 1 x driver with attachment screw, 2 x standard carrier plates	900 mm 1290 mm			128877
Perlan SoftStop set, long version, damped on both sides, up to 80 kg The set includes: 1 x roller carriage with damping unit on both sides, 2 x buffers, 2 x drivers with attachment screws, 2 x standard carrier plates	1290 mm 1700 mm			128891

GEZE Perlan 140 GGS

The elegant design fitting for all-glass systems

GEZE all-glass systems are used on automatic and manual door systems with horizontally moved door leaves. It is an elegant and hand-polished stainless steel, single point fixing. The running rail fixing for wall and ceiling (guide rail) ensures flexible use in all rooms. The height of the single point glass fixings can be adjusted via an elongated hole. The Perlan 140 offers permanent quiet running through two precision ball bearings per roller carriage, track design and large-dimensioned carrier rollers. The inner, sealed ball bearings provide corrosion protection for the slightly damp interior rooms and are therefore also suitable, for example, for bathroom doors. The running track made of anodised light-weight metal alloy reduces attrition and also provides increased corrosion protection. The profile has no interfering edges, and all accessory parts run in the rail. The Perlan 140 is therefore ideally suited for mounting in the visible area. The distance between the leaf and the wall can be adjusted using the wall attachment bracket, in this way the door can be set to the individual situation, e.g. for precise mounting of the running rail if there is any unevenness in the masonry. Adjustable glass floor guides are available for different glass thicknesses.

There are a large number of complete sets for all kinds of different applications. These always contain all the parts required to install the sliding door: Running track available in different lengths and matching fixing bracket, e.g. for wall fixing, roller carriages, GGS holder, tube buffers and floor guide. Alternatively, the track (6 m long or bespoke length) and the accessories can be ordered separately. On request the running rail is also available curved.

GEZE Perlan 140 GGS



GEZE Perlan 140 GGS



Application range

- For single and multi-leaf sliding doors
- For homes and offices
- For room, wardrobe and cupboard doors
- As partitioning and as screening

Technical data

Product features	GEZE Perlan 140 GGS
Door material	Wood, Glass
Leaf weight (max.)	140 kg
Leaf weight (max.) with draw-in damping	80 kg
Corrosion protection class	2
Telescope	-
Automated	-
Fixed panel	-
Draw-in damping	-

- = YES
- = NOT AVAILABLE

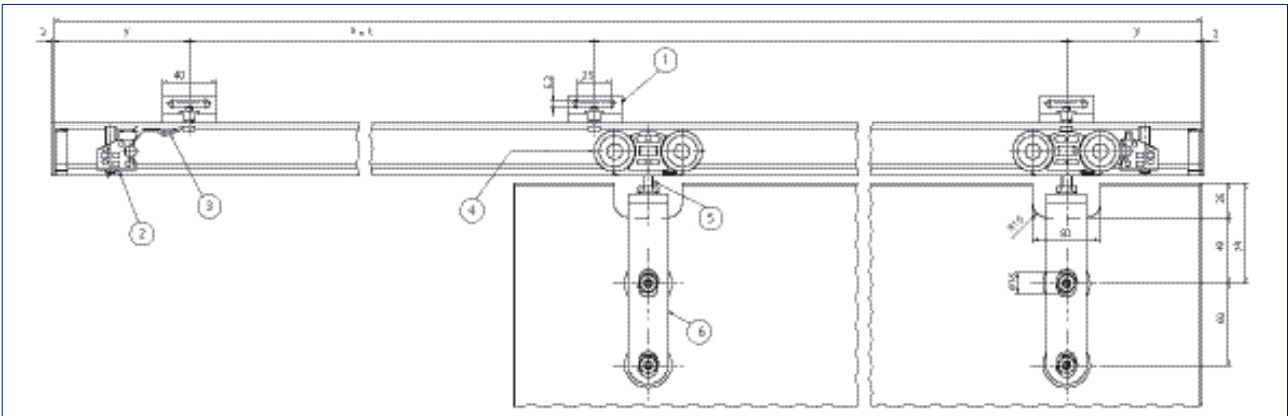
Note

The wall recesses must be made accessible by a removable fascia. The door leaf must be stopped by a further angle buffer – in addition to the tube buffer. The buffer must be attached at the mid door height!

Mounting with glass leaf

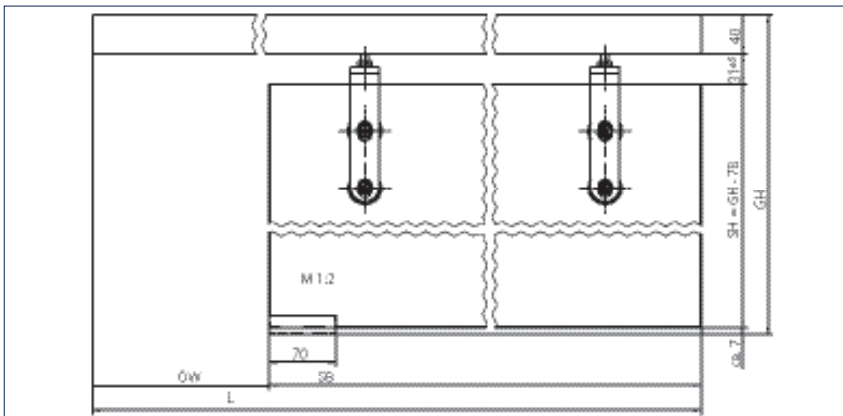
Drawing No. 10417-ep32

Mounting on a 1-leaf sliding door with glass leaf (manual):



- 1 = Wall attachment bracket Perlan 140
- 2 = Tube buffer
- 3 = Hold-open spring
- 4 = Double roller carriage
- 5 = Suspension bolt Perlan 140
- 6 = Set, Perlan GGS glass leaf 8-12 mm
- y = Distance between the end of the running track to the centre of the first drilled hole
- n = Number
- t = Hole spacing

The fitting can be fixed directly on the ceiling or fixed to the wall or ceiling using an angle bracket or plate:



Ceiling installation

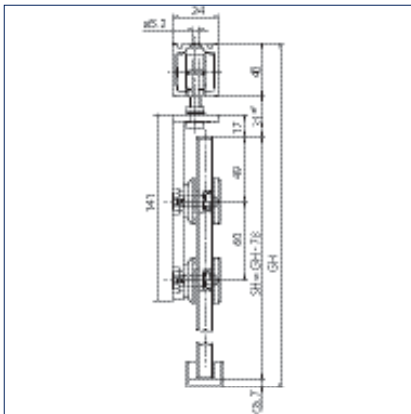
ÖW = Opening width

SH = Pane height

GH = Total height

SB = Pane width

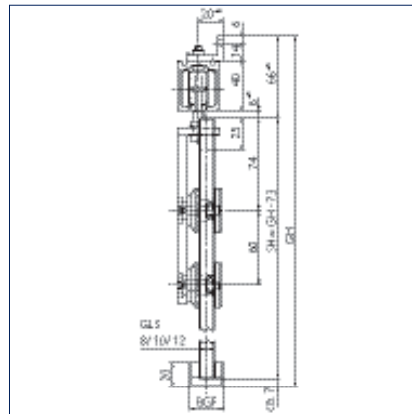
L = Runner length



Direct ceiling mounting

SH = Pane height

GH = Total height



Wall mounting with angle bracket

SH = Pane height

GH = Total height

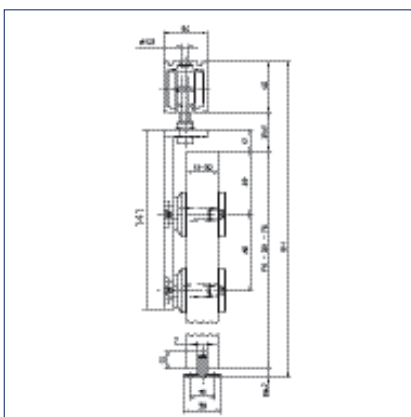
BGF = Width of glass floor guide

GLS = Glass thickness

Mounting with wooden leaves (manual)

Drawing No. 10421-ep31

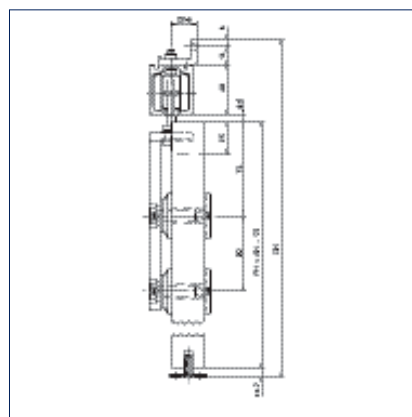
The fitting for wooden doors 15-50 mm thick can be fixed directly on the ceiling or onto the wall using an angle bracket:



Direct ceiling mounting

FH = Leaf height

GH = Total height



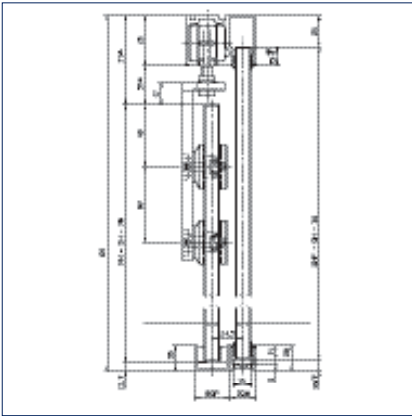
Wall mounting with angle bracket

FH = Leaf height

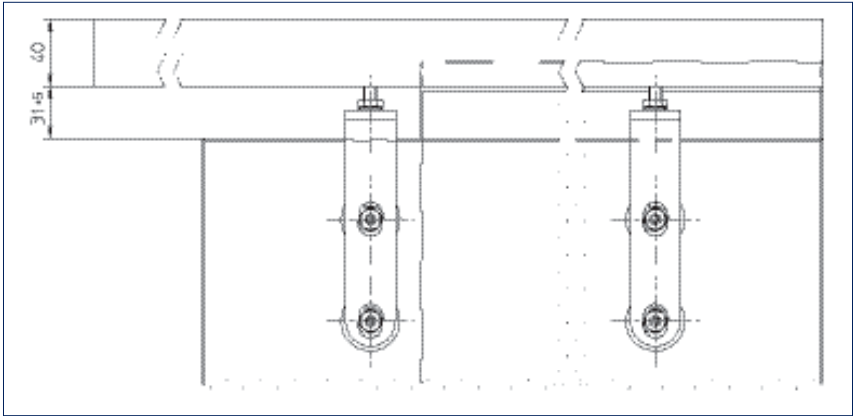
GH = Total height

Mounting with fixed panel

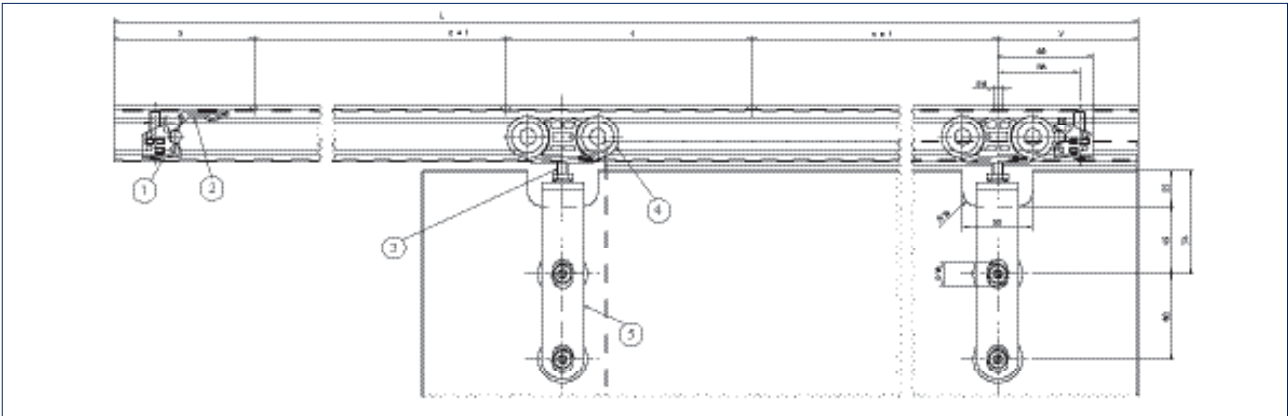
Drawing No. 10421-ep35



Glass leaf without recess



Ceiling installation



- 1 = Tube buffer
- 2 = Hold-open spring
- 3 = Suspension bolt Perlan 140
- 4 = Double roller carriage
- 5 = Set, Perlan GGS glass leaf 8-12 mm
- L = Runner length
- y = Distance between the end of the running track to the centre of the first drilled hole
- n = Number
- t = Hole spacing

GEZE Perlan 140 GGS - Order information

Description	Version	ID.No.
GGs stainless steel single point fixing set 2 pieces, brushed, for wooden leaves and glass leaves 8-12 mm, including 4 Rampa sleeves (wood) and installation material for glass	Stainless steel	127961
Accessories		
Stainless steel floor guide For 8, 10, 12 mm glass	Stainless steel	134990

GEZE Perlan 140 concealed wall bracket

Wall fixings without a cover provided on site by the customer must be as inconspicuous as possible. GEZE developed a concealed wall angle bracket for this purpose, which used in combination with the glass connection patch or the lowerable carrier plate requires the smallest possible installation space for a sliding door. The angle bracket is available with two different clearances: For glass doors which lie directly against the wall and for wooden doors, with larger distance from the wall (11 mm). The variant for wooden doors is also suitable for outdoor use. If necessary, the wall can be protected against water stains by means of a rubber seal. GEZE offers an end-face cover, which can be optionally glued (indoors) or screwed on (outdoors). As a standard, the angle brackets and spacer profiles are available in all running track lengths. Equally, in standard length 6000 mm or cut to the required size.

GEZE Perlan 140, concealed wall bracket



Single angle bracket variant (e.g. glass leaf)



Continuous angle bracket variant (e.g. glass leaf)

Application range

- For wood, plastic, glass and metal leaves up to 140 kg leaf weight
- For wall fixing within the visible area
- Mounting above a doorframe or wall tiles

Technical data

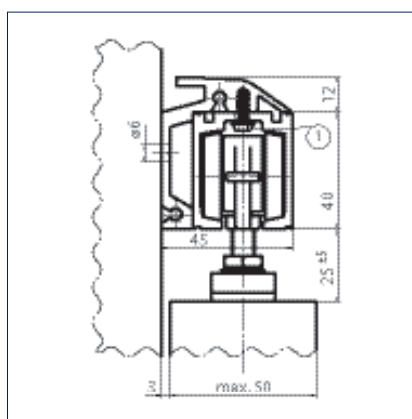
Product features	GEZE Perlan 140, concealed wall bracket
Door material	Wood, Plastic, Metal, Glass, Sliding shutters
Number of leaves	1-leaf, 2-leaf
Type of installation	Wall installation
Telescope	-
Automated	•
Fixed panel	-
Draw-in damping	•

• = YES
- = NOT AVAILABLE

1 = Recommendation 100

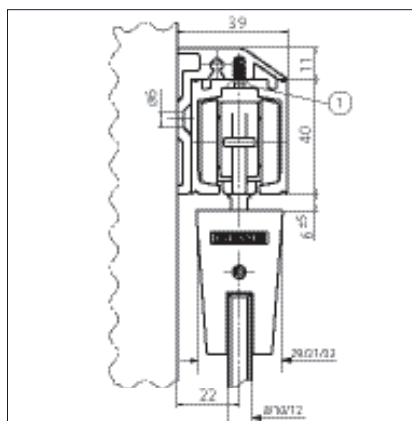
[illegible]

2 = End cover, optionally glued or screwed

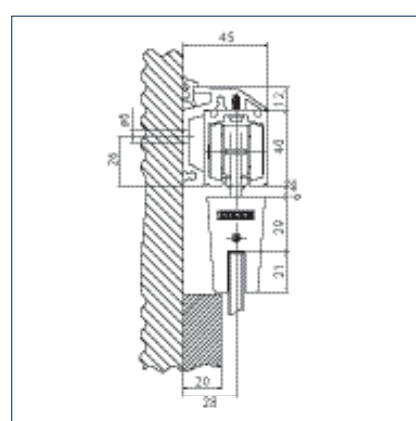


1 = Standard fixing, running track with set of cap screws

1 = Rubber seal (optional)



1 = SoftStop fixing, running track with set of countersunk screws



If using the concealed wall bracket for wood, glass doors can be passed by without additional packing on doorframes (max. 20mm)

GEZE Perlan 140, concealed wall bracket - Order information

Description	Length	Version	ID.No.
Wall angle, concealed, Perlan for use up to 37mm leaf thickness	1650 mm	EV1	130419
	2050 mm	EV1	130418
	2450 mm	EV1	130417
	3250 mm	EV1	130415
	6000 mm	EV1	130414
	1650 mm	stainless steel colour	130466
	2050 mm	stainless steel colour	130465
	2450 mm	stainless steel colour	130464
	6000 mm	stainless steel colour	130463
		EV1	130462
Wall angle, concealed, Perlan custom made, for use up to 37mm leaf thickness		stainless steel colour	130468
Wall angle, concealed, Perlan for use up to 43mm leaf thickness	1650 mm	EV1	130440
	2050 mm	EV1	130439
	2450 mm	EV1	130438
	3250 mm	EV1	130436
	6000 mm	EV1	130435
	1650 mm	stainless steel colour	130447
	2050 mm	stainless steel colour	130446
	2450 mm	stainless steel colour	130445
	6000 mm	stainless steel colour	130444
		EV1	130443
Wall angle, concealed, Perlan custom made, for use up to 43mm leaf thickness		stainless steel colour	130449
Accessories			
Seal wall connection for use with Perlan „concealed wall bracket up to 43mm“ or „Basic profile wall mounting outdoors“	200000 mm	black	127311
Seal wall connection Made to measure, for use with Perlan „concealed wall bracket up to 43mm“ or Basic profile wall mounting outdoors		black	127731
End cover set for concealed wall brackets up to 37 mm (2 pcs)		EV1	130432
		stainless steel colour	130433
End cover set for concealed wall brackets up to 43mm (2 pcs)		EV1	130141
		stainless steel colour	130142
Set of countersunk screws for concealed wall bracket, Perlan 18 pcs., for fixing Perlan running track (countersunk version) to concealed wall bracket			138708
Set of countersunk screws for concealed wall bracket, Perlan 100 pcs., for fixing Perlan running track (countersunk version) to concealed wall bracket			132229

GEZE Perlan 140 spacer profile for concealed wall bracket

GEZE offers other spacer profiles for the concealed wood wall bracket, in order to create even more clearance from the wall. This is particularly necessary if the door is to move in front of a door frame or wall tiling. The spacer profile for the concealed wall bracket is simply screwed onto wall bracket on the wall along the length of the running track and also provides an additional 10 or 20 mm clearance.

GEZE Perlan 140 spacer profile for concealed wall bracket



Application range

- For wood, plastic, glass and metal leaves up to 140 kg leaf weight
- For wall fixing within the visible area
- For mounting above a doorframe or wall tiles

Technical data

Product features	GEZE Perlan 140 spacer profile for concealed wall bracket
Door material	Wood, Plastic, Metal, Glass, Sliding shutters
Number of leaves	1-leaf, 2-leaf
Type of installation	Wall installation
Telescope	-
Automated	-
Fixed panel	-
Draw-in damping	•

- = YES
- = NOT AVAILABLE


GEZE Perlan 140 spacer profile for concealed wall bracket - Order information

Description	Length	Version	ID.No.
Spacer profile 10 mm for concealed wall bracket Perlan 43mm for use with „concealed wall bracket up to 43 mm“, stackable up to 20 mm space	1650 mm	EV1	136679
	2050 mm	EV1	136680
	2450 mm	EV1	136711
	6000 mm	EV1	136712
	1650 mm	stainless steel colour	136713
	2050 mm	stainless steel colour	136714
	2450 mm	stainless steel colour	136715
	6000 mm	stainless steel colour	136716
Spacer profile 10 mm for concealed wall bracket Perlan 43 mm configured to customer wishes			136717
Accessories			
Seal wall connection for use with Perlan „concealed wall bracket up to 43 mm“ or „Basic profile wall mounting outdoors“	200000 mm	black	127311
Seal wall connection Made to measure, for use with Perlan „concealed wall bracket up to 43 mm“ or Basic profile wall mounting outdoors		black	127731
End cover set for concealed Perlan wall bracket with 10 mm spacer (2 pcs)		EV1	136732
		stainless steel colour	136733
End cover set for concealed Perlan wall bracket with 20 mm spacer (2 pcs)		EV1	136734
		stainless steel colour	136735

GEZE Perlán 140 clip cover

The clip-on anodised aluminium cover enables simple design-oriented covering of the running rail as well as all load-bearing parts. It is also available in all RAL colours. This means optimum adaptation to the surroundings. The cover panel can be clipped directly into the cover fixing parts. Unsightly screws are therefore not necessary. Side covers are also available for the clip-on cover, made of anodised aluminium or available in all RAL colours.

GEZE Perlán 140 clip cover



Application range

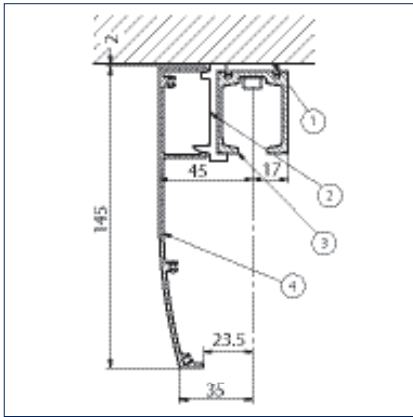
- For wall attachment and ceiling installation
- For all single, multi-leaf and synchronous sliding doors
- For wood, plastic, glass and metal leaves up to 140 kg leaf weight
- Complete covering of all functional parts, including with Perlán AUT and Perlán Duosync

Technical data

Product features	GEZE Perlán 140 clip cover
Door material	Wood, Plastic, Metal, Glass
Type of installation	Wall installation , Ceiling installation
Telescope	-
Automated	•
Fixed panel	-
Draw-in damping	•
• = YES	
- = NOT AVAILABLE	

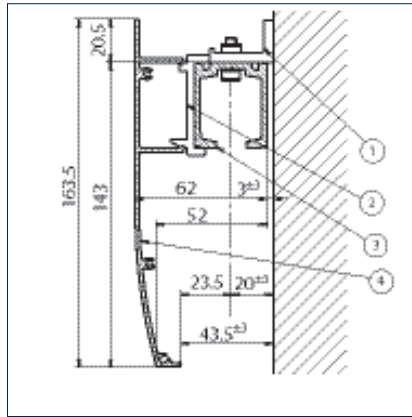
Ceiling and wall fixing

Drawing No. 10421-ep20



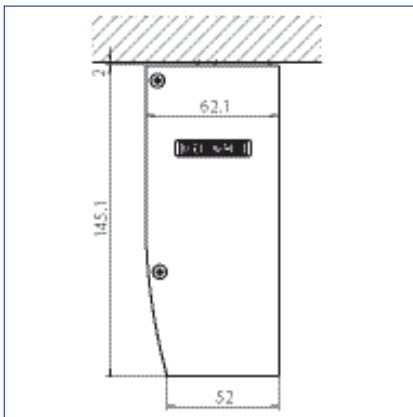
Clip cover, ceiling mounting

- 1 = Spacer
- 2 = Cover panel fixings
- 3 = Running track
- 4 = Clip-on cover

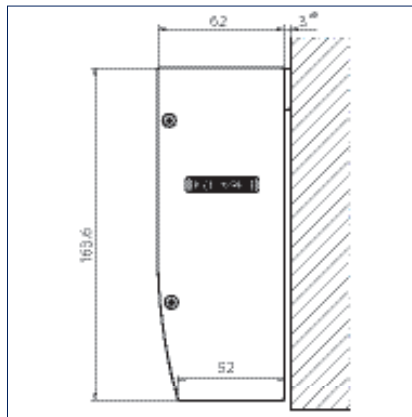


Clip-on cover for wall mounting

- 1 = Wall attachment bracket Perlan 140
- 2 = Cover panel fixings
- 3 = Running track
- 4 = Clip-on cover



Side cover for ceiling mounting



Side cover for wall mounting

GEZE Perlan 140 clip cover - Order information

Description	Length	Version	ID.No.
Complete clip-on cover set 145 for ceiling mounting, continuous covering, configured according to customer wishes			122939
Complete clip-on cover set 145 for wall mounting, continuous covering, configured according to customer wishes			122938
Accessories			
Clip-on cover 145 profile for ceiling mounting, continual covering, custom made		EV1	120437
		acc. to RAL	120436
Clip-on cover 145 profile for ceiling mounting, continuous covering	6000 mm	EV1	120991
Clip-on cover 145 profile for wall mounting, continual covering, custom made		EV1	120440
		acc. to RAL	120439
Clip-on cover 145 profile for wall mounting, continuous covering	6000 mm	EV1	120966
Set of end covers clip-on cover 145 For ceiling mounting		EV1	119483
		acc. to RAL	123703
Set of end covers clip-on cover 145 For wall fixing		EV1	119484
		acc. to RAL	123704
Clip-on cover set, 145°attachment bracket 5 pcs., for attaching the cover profile on the running track			122928
Ceiling compensation set/ceiling spacer, stepless 6 pcs., infinitely variable height compensation from 13 mm to 18 mm. For use for ceiling mounting using clip-on cover 100/145 as well as for general use on uneven ceilings			138099

GEZE Perlan 140 clip cover 100

The clip cover 100 with an overall height of only 100 mm enables visually attractive covering of the fittings technology underneath it. It is easily and securely attached using plastic clips, which ensure the cover is securely held regardless of the area of use. This means any tolerances in the aluminium profiles can be evened out. Different distances from the running rail are possible for glass and wooden doors: in the case of glass doors the clip cover is clipped directly into the running rail, in the case of wooden doors via additional spacer brackets, which are screwed onto the running rail. With the clip cover, GEZE has managed to keep the gap in glass doors visible from underneath as small as possible and yet nevertheless be able to use the same product for thick wooden doors too.

GEZE Perlan 140 clip cover 100

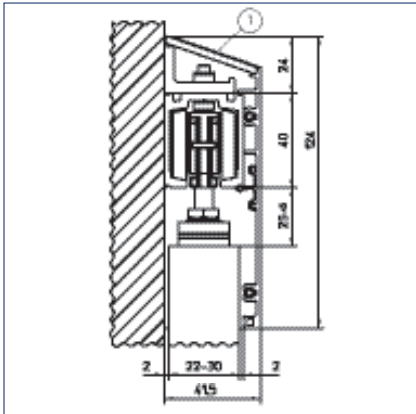


Application range

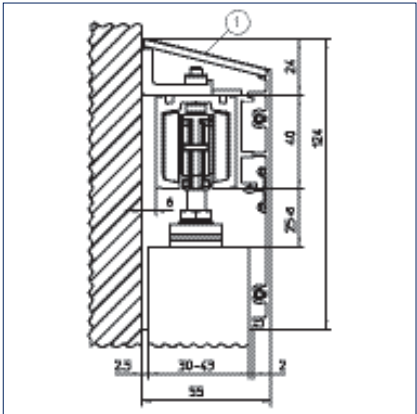
- For covering the GEZE Perlan 140 and Rollan 40 N / 80 sliding door fittings
- For wall attachment and ceiling installation
- For internal application
- For wood, plastic, glass and metal leaves up to 140 kg leaf weight

Technical data

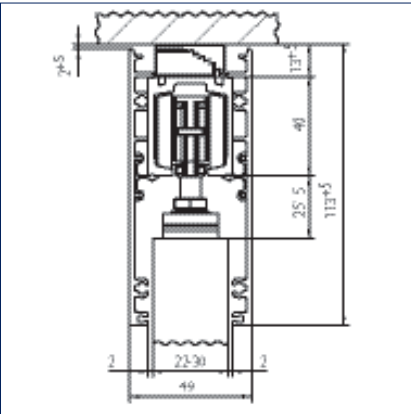
Product features	GEZE Perlan 140 clip cover 100
Door material	Wood, Plastic, Metal, Glass
Type of installation	Wall installation , Ceiling installation
Telescope	•
Automated	•
Fixed panel	•
Draw-in damping	•
• = YES - = NOT AVAILABLE	



Clip-on cover, wall installation, wooden leaf 22-30 mm
1 = Cover (optional) provided by customer, recommended 41x3



Clip-on cover, wall installation, wooden leaf 30-43 mm
1 = Cover (optional) provided by customer, recommended 54x3



Clip-on cover, ceiling installation, wooden leaf 22-30 mm



Ceiling compensation set/ceiling spacer,
stepless

GEZE Perlan 140 clip cover 100 - Order information

Description	Length	Version	ID.No.
Complete clip-on cover set 100 for wall and ceiling mounting, continuous cover, configured according to customer wishes			138098
Accessories			
Clip-on cover 100 profile for wall and ceiling mounting, continuous cover	1650 mm	EV1	137602
	2050 mm	EV1	137603
	2450 mm	EV1	137604
	6230 mm	EV1	137606
	1650 mm	stainless steel colour	137608
	2050 mm	stainless steel colour	137609
	2450 mm	stainless steel colour	137611
	6060 mm	stainless steel colour	137613
Clip-on cover 100 profile for wall and ceiling mounting, continuous covering, custom made, choice of finishes			137614
Set of end covers clip-on cover 100 2 pcs., narrow version, for use without spacer bracket		EV1	137865
		stainless steel colour	137867
		acc. to RAL	137869
Set of end covers clip-on cover 100 2 pcs., wide version, for use with spacer bracket		EV1	137864
		stainless steel colour	137866
		acc. to RAL	137868
Clip-on cover set 100 spacer bracket 6 pcs., enlarges the distance at the side of the clip-on cover by 7,5 mm at each side. For use with Perlan AUT NT as well as for wing thicknesses from 30 mm			137754
Clip-on cover set 100 plastic clip 10 pcs., for the direct attachment of the clip-on cover 100 on the running track or the spacer brackets			137863
Ceiling compensation set/ceiling spacer, stepless 6 pcs., infinitely variable height compensation from 13 mm to 18 mm. For use for ceiling mounting using clip-on cover 100/145 as well as for general use on uneven ceilings			138099

GEZE Perlan 140 fixed panel

The integrated GEZE Perlan 140 solution with fixed panel creates transparent and comfortable passage through doors. The virtually invisible floor and side profiles create a continuous, consistent appearance and augment the generous feeling of space provided by the glass appearance. The installation could not be any easier. The fixed panels are securely held by rubber seals. No gluing is necessary. GEZE Perlan 140 with fixed panel is available as a complete 3 m profile set for independent assembly. All profiles and accessories can also be ordered individually.

GEZE Perlan 140 fixed panel



Application range

- For fully glazed connecting walls
- For all standard door widths
- For fixed panels up to 13 mm ESG or VSG
- Can be combined as a system with virtually all Perlan 140 components

Technical data

Product features	GEZE Perlan 140 fixed panel
Door material	Glass
Number of leaves	1-leaf, 2-leaf
Type of installation	Ceiling installation
Telescope	-
Automated	•
Fixed panel	•
Draw-in damping	•
• = YES	
- = NOT AVAILABLE	

GEZE Perlan 140 fixed panel - Order information

Description	Length	Version	ID.No.
Perlan 140 running track, fixed panel	3000 mm	EV1	126962
	6000 mm	EV1	126963
	6050 mm	stainless steel colour	128344
Perlan 140 running track, fixed panel Bespoke		EV1	128077
		stainless steel colour	128345
Running track Perlan 140 fixed panel with countersunk drill hole	6050 mm	EV1	128652
	6050 mm	stainless steel colour	128654
Running track Perlan 140 fixed panel with countersunk drill hole Bespoke		EV1	128653
		stainless steel colour	128655
Perlan fixed panel set configured to customer wishes			128079
Perlan fixed panel set Profiles, complete set consisting of: Perlan fixed panel 3 m running track, 1.5 m cover profile, 4.5 m U-profile, 12 m rubber seal		EV1	126995
Accessories			
Perlan 140 cover profile, fixed panel	1500 mm	EV1	127004
	6000 mm	EV1	127003
	6050 mm	stainless steel colour	128342
Perlan 140 cover profile, fixed panel Bespoke		EV1	128078
		stainless steel colour	128343
U-profile Perlan, Levolan fixed panel	1500 mm	EV1	126966
	3000 mm	EV1	126964
	6000 mm	EV1	126965
	6050 mm	stainless steel colour	128294
U-profile Perlan, Levolan fixed panel Bespoke		EV1	128076
		stainless steel colour	128295
Glass seal for Perlan / Levolan fixed panel for 8 / 10 / 12 mm glass thickness	12000 mm	grey	126869
End cover set with 2 x glazing supports for use with U-profile fixed panel on Perlan / Levolan systems		EV1	127001
		stainless steel colour	128361

GEZE Perlan 140 Duosync

The roller design fitting for synchronous opening and closing of 2-leaf doors

With the Perlan 140 Duosync, both leaves can be comfortably and conveniently opened and closed with only one handle. This is achieved almost silently by precision ball bearings and the toothed belt connection. The complete system has a low overall height and yet is nevertheless stable and virtually maintenance free. If required the system can be concealed using the GEZE clip cover system. Duosync is available for both wooden and glass doors.

The accessories set includes 1 x toothed belt 12.5 m, 2 x deflection pulleys, 1 x belt coupler, 1 x adapter for wooden or glass leaves (depending on the set). Perlan 140 Duosync can be combined with any standard Perlan set.

GEZE Perlan 140 Duosync



Application range

- For wood, plastic, glass and metal leaves up to 140 kg leaf weight
- For large opening widths up to 2400 mm, special widths on request
- For leaf widths from 500 mm
- Compatible with virtually all Perlan 140 accessories

Technical data

Product features	GEZE Perlan 140 Duosync
Door material	Wood, Plastic, Metal, Glass, Sliding shutters
Leaf weight (max.)	140 kg
Opening width (max.)	2400 mm
Type of installation	Wall installation , Ceiling installation
Telescope	•
Automated	-
Fixed panel	•
Draw-in damping	-

- = YES
- = NOT AVAILABLE

GEZE SLIDING DOOR SYSTEMS

Standard installation

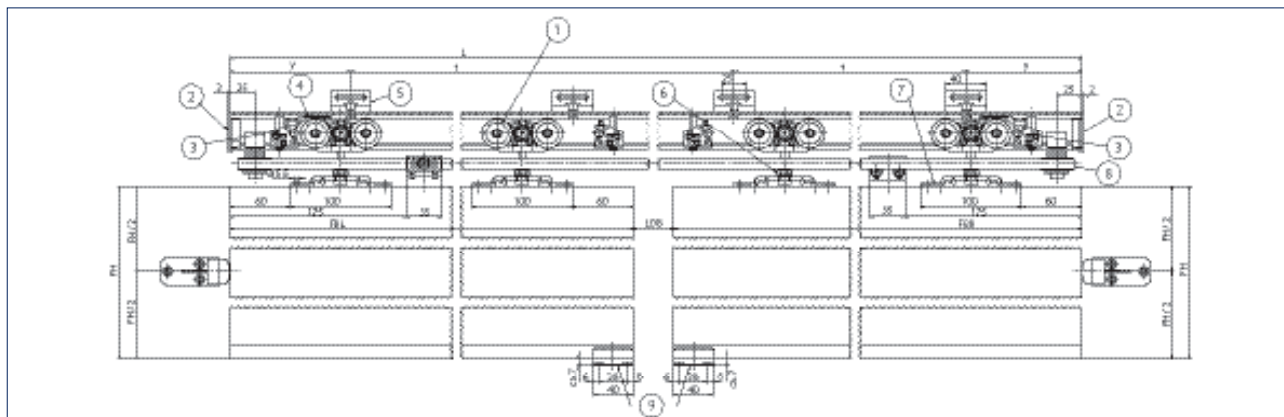
Drawing No. 10421-ep08

Note

The door leaf must be stopped by a further angle buffer – in addition to the tube buffer. The buffer must be attached at mid door height.

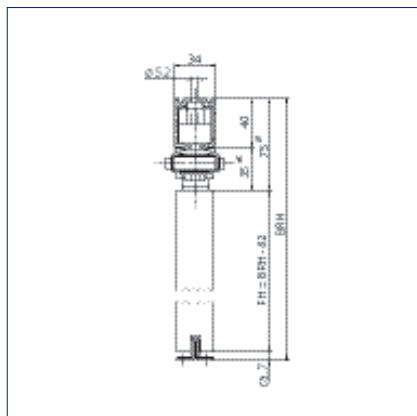
The wall recesses must be made accessible by a removable fascia. We recommend dampening the main closing edge by using elastic buffers to be installed by the customer on site.

Mounting on a synchronous 2-leaf sliding door with wooden leaf and carrier plate (manual):

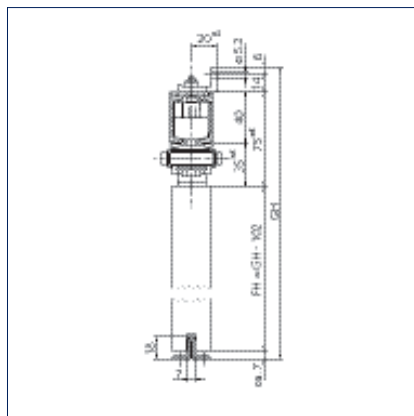


- 1 = Double roller carriage
- 2 = End cap (optional)
- 3 = Tube buffer
- 4 = Hold-open spring
- 5 = Wall attachment bracket Perlan 140
- 6 = Suspension bolt Perlan 140
- 7 = Carrier plate
- 8 = Duosync set
- 9 = Floor guide
- L = Runner length
- y = Distance between the end of the running track to the centre of the first drilled hole
- t = Hole spacing
- FBL = Leaf width, left-hand leaf
- LDB = Clear passage width
- FBR = Leaf width, right-hand leaf
- FH = Leaf height

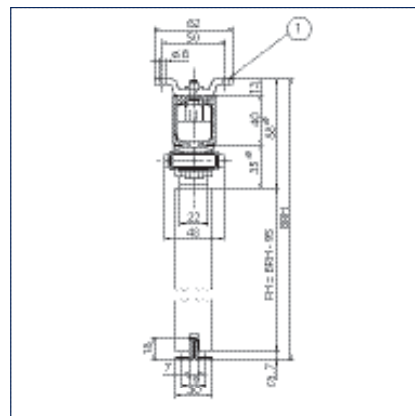
Can be fixed directly or with a plate on the ceiling or a bracket on the wall:



Direct ceiling mounting
FH = Leaf height
BRH = Overall height



Wall mounting with angle bracket
FH = Leaf height
GH = Total height



Ceiling installation with plate
1 = Ceiling attachment Perlan 140
FH = Leaf height
BRH = Overall height

GEZE Perlan 140 Duosync - Order information

Description	ID.No.
Perlan Duosync 2 set for wooden leaves for the synchronisation of double-leaf doors up to 140 kg per leaf, comprising: 2 x return pulley, 2 x driver for wood, toothed belt 12.5m, mounting material	139206
Perlan Duosync 2 set for glass leaves for the synchronisation of double-leaf doors up to 140 kg per leaf, comprising: 2 x deflection pulley, 2 x driver glass clamping plate 45mm, toothed belt 12.5m, mounting material	139207
Accessories	
Driver glass clamping plate 30mm for Perlan AUT NT + Duosync 2, including 2 x extended suspension bolts	143295
Driver glass clamping plate 45mm for Perlan AUT NT + Duosync 2, including 2 x extended suspension bolts	134281
Driver wood for Perlan AUT NT + Duosync 2, including 2 x extended suspension bolts	134280

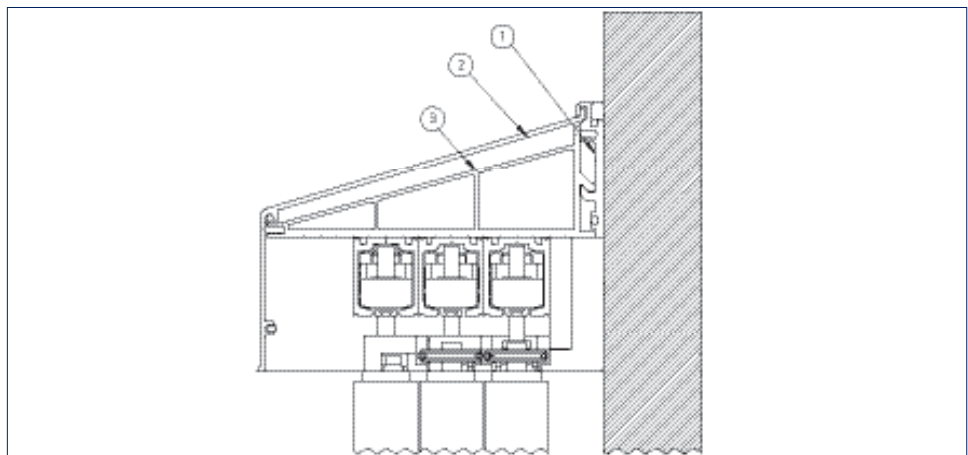
GEZE Perlan 140 Telescope

Perlan 140 Telescope is the elegant, space-saving roller sliding door system for large and comfortable passing through doors. It also provides reliable protection against the sun's radiation when used together with sliding shutters. High-quality bearing and the self-cleaning running track ensure a long life, even for automated operation. The Telescope set can be conveniently pre-assembled on the sliding door elements. Perlan 140 Telescope can be combined with Perlan Duosync or Perlan AUT. If automating doors with Perlan AUT, ensure that the outer leaf is always driven. The maximum total leaf weight with Perlan AUT is 80 kg. Perlan 140 Telescope is available as a complete accessory set for a 2-leaf door system. It includes all the parts required for the telescopic function. An extension set is available for each additional leaf. The GEZE installation tool or crimping pliers are required to install the wire cable. The Perlan 140 sliding door system must be ordered separately.

GEZE Perlan 140 Telescope



GEZE Perlan 140 Telescope



Wall attachment with wall bracket (optional), 3-leaf

- 1 = Wall attachment profile
- 2 = Cover hood, long
- 3 = Fixing bracket, long

Application range

- For wood, plastic and metal leaves
- For 2 or 3-leaf door systems up to 140 kg per leaf
- Minimum leaf width 475 mm per leaf
- Compatible with virtually all Perlan 140 accessories
- All other features according to the Perlan 140 product range

Technical data

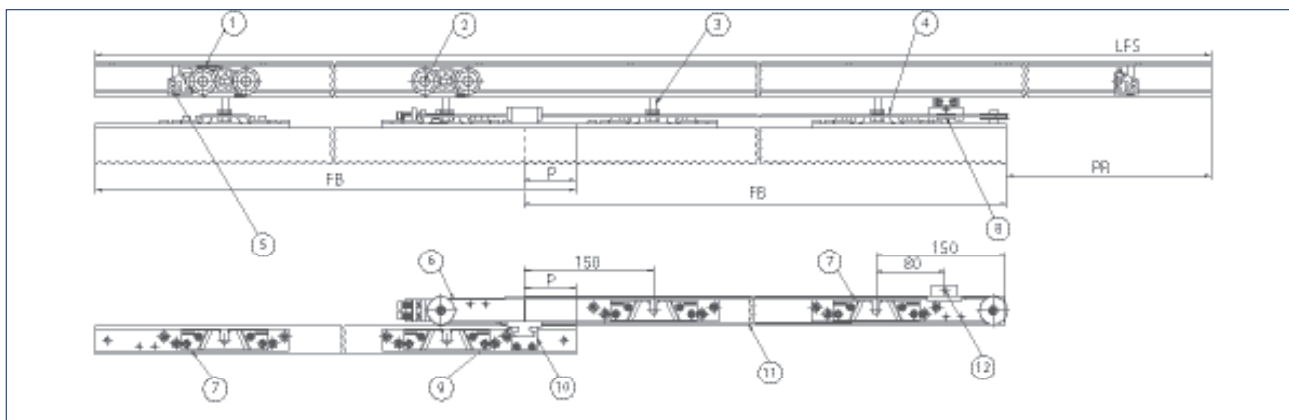
Product features	GEZE Perlan 140 Telescope
Door material	Wood, Plastic, Metal, Sliding shutters
Number of leaves	2-leaf, 3-flügelig
Type of installation	Wall installation, Ceiling installation
Telescope	•
Automated	•
Fixed panel	-
Draw-in damping	-

• = YES
- = NOT AVAILABLE

Standard installation

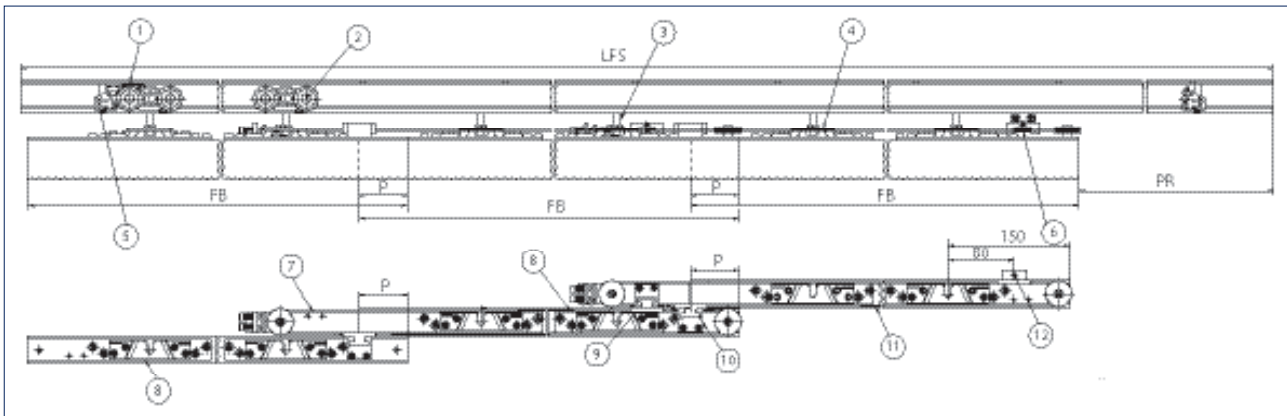
Drawing No. 10421-ep-40 (3-leaf) + 10421-ep-41 (2-leaf)

Mounting, 2-leaf:



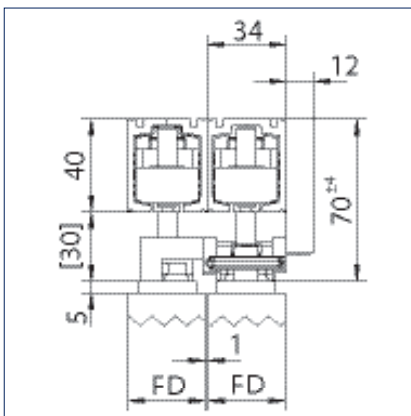
- 1 = Hold-open spring
 - 2 = Double roller carriage
 - 3 = Suspension bolt Perlan 140
 - 4 = Carrier plate
 - 5 = Tube buffer
 - 6 = Bracket set, long
 - 7 = Bracket, short
 - 8 = Crimp sleeve
 - 9 = Rope lock
 - 10 = Door leaf adapter
 - 11 = Rope set
 - 12 = Wall/ceiling adapter
- LFS = Runner
FB = Leaf width
PR = Park position
P = Door overlap

Mounting, three-leaf:



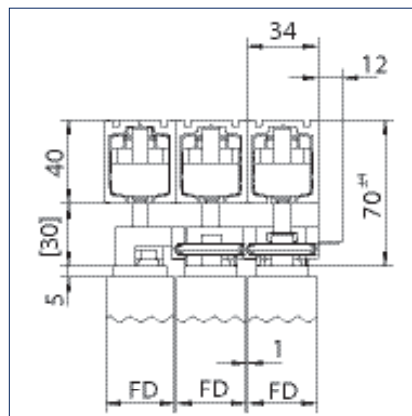
- 1 = Hold-open spring
- 2 = Double roller carriage
- 3 = Suspension bolt Perlän 140
- 4 = Carrier plate
- 5 = Tube buffer
- 6 = Crimp sleeve
- 7 = Bracket set, long
- 8 = Bracket set, short
- 9 = Rope lock
- 10 = Door leaf adapter
- 11 = Rope set
- 12 = Wall/ceiling adapter
- LFS = Runner
- FB = Leaf width
- PR = Park position
- P = Door overlap

Ceiling installation, 2-leaf:



FD = Leaf thickness

Ceiling installation, 3-leaf:



FD = Leaf thickness

GEZE Perlän 140 Telescope - Order information

Description	ID.No.
Perlän telescopic set, 2-leaf for the telescopic movement of wooden leaves, comprising: complete telescopic mechanism with mounting material, wire cable 3.8 m, including 4 x carrier plates Perlän 140 KS	130891
Perlän telescopic set, extension 3-leaf for extension by a 3rd leaf, including 2 x carrier plate Perlän 140 KS	130892
Accessories	
Mounting tool for cable riveting for the riveting of the wire cable for Perlän telescopic and Levolan 150 Duosync	134035

GEZE Perlan 140 KS

The sliding fitting for maximum load

Based on the tried and tested Perlan 140 sliding fitting system, Perlan KS is a high-quality, corrosion resistant product variant for leaves up to 140 kg, which fulfils the standard of the highest corrosion protection class to EN 1670. With it, GEZE also has a quality product for outdoor areas, which can be safely used even in extreme environmental conditions such as sea air or chemical exposure. Just like the standard system Perlan KS can be combined with the complete Perlan accessories range. Perlan KS conforms to all requirements of the relevant standards with regard to static load, fitness for continuous operation, operating force and corrosion resistance.

GEZE Perlan 140 KS



Application range

- Particularly suitable for automated and manual shading systems for external use
- It can also be combined with Perlan AUT
- For other applications (e.g. in swimming pools), in which increased corrosion protection is required
- All other features according to the Perlan 140 product range

Technical data

Product features	GEZE Perlan 140 KS
Door material	Wood, Plastic, Metal, Glass, Sliding shutters
Leaf weight (max.)	140 kg
Number of leaves	1-leaf, 2-leaf
Corrosion protection class	4
Type of installation	Wall installation , Ceiling installation
Telescope	•
Automated	•
Fixed panel	•
Draw-in damping	-
• = YES	
- = NOT AVAILABLE	

Classification to EN 1527:1998

GEZE Perlan 140 KS								
Category of use	Durability	Door weight	Fire resistance	Safety	Corrosion resistance	Security	Category of door	Initial friction
-	6	3	0	-	4	-	1	3

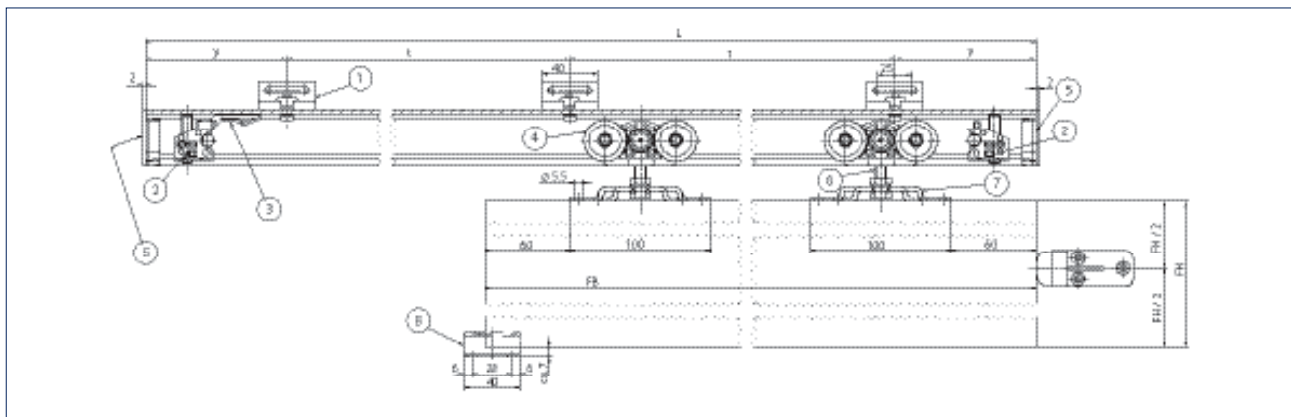
A DESCRIPTION OF THE CLASSES IS GIVEN AT THE END OF THE CATALOGUE.

Standard width in mm

Leaf width (FB)	Running track length (L)	Hole spacing (t)	Number of wall and ceiling brackets (x)	Distance from end of running track to centre of hole of fixing bracket (y)
500 - 840	1650	350	5	125
500 - 1040	2050	350	6	150
500 - 1240	2450	350	7	175
500 - 1440	2850	350	9	25
500 - 1640	3250	350	10	50
Standard length	6000	350	18	25

Standard installation

Drawing No. 10421-ep05



- 1 = Wall attachment bracket Perlan 140
- 2 = Tube buffer
- 3 = Hold-open spring
- 4 = Double roller carriage
- 5 = End cap (optional)
- 6 = Suspension bolt Perlan 140
- 7 = Carrier plate
- 8 = Floor guide
- L = Runner length
- y = Distance between the end of the running track to the centre of the first drilled hole
- t = Hole spacing
- FB = Leaf width
- FH = Leaf height

GEZE Perlan 140 KS - Order information

Description	Leaf width from - to	Length	Version	ID.No.
Accessories set basic components Perlan 140 KS corrosion-protected for outdoor use, for ceiling mounting, comprising: 2 x double-roller carriage, 2 x tube buffer, 2 x carrier plate, 1 x hold-open spring, 2 x suspension bolt, 2 x end cap	500 mm 1640 mm			119510
Accessories set basic components Perlan 140 KS corrosion-protected for outdoor use, for wall mounting, comprising: 2 x double-roller carriage, 2 x tube buffer, 2 x carrier plate, 1 x hold-open spring, 2 x suspension bolt, 2 x end cap, inc. standard wall bracket (length = usable up to running track length)	500 mm 840 mm	1650 mm		119507
	500 mm 1240 mm	2450 mm		119508
	500 mm 1640 mm	3250 mm		119509
Accessories				
Carrier plate Perlan 140 KS corrosion-protected, for use outdoors and in aggressive environments, without attachment material			Stainless steel	117355
Wall attachment bracket Perlan 140 KS corrosion-protected, for use outdoors and in aggressive environments, with sliding block and fixing screw for running track				119319
Double-roller carriage Perlan 140 KS without suspension bolt corrosion-protected, for use outdoors and in aggressive environments, up to 140 kg leaf weight				117354
Double-roller carriage Perlan 140 KS with suspension bolt corrosion-protected, for use outdoors and in aggressive environments, up to 140 kg leaf weight				120087
Suspension bolt Perlan 140 KS With combination nut			Stainless steel	117357



GEZE Perlan 140 KS, EnBW Biberach


GEZE Perlan 140 wall attachment bracket with weather canopy

The wall attachment bracket with weather canopy is used in external areas for fixing sliding shutters. It carries up to three Perlan 140 running tracks, safely and reliably. Replaceable angle brackets are also available in three sizes. All parts are made from corrosion-proofed material and are suitable for external use. The maximum load-carrying capacity is 420 kg per metre. This means a maximum leaf weight of 140 kg with three parallel sliding shutters. The running tracks can be completely preassembled on the floor with the angle brackets, this largely avoids strenuous overhead work. The system is then simply hung in the previously installed wall profile and is secured with screws. The wall bracket with weather canopy is also available completely assembled on request. All profiles and accessories can also be purchased individually as stock items. Apart from the anodised aluminium and stainless steel like surfaces, on request the cover profile can also be produced in all common RAL colours.

GEZE Perlan 140 wall attachment bracket with weather canopy



GEZE Perlan 140 wall attachment bracket with weather canopy



Application range

- For external sliding shutters
- For 1-3 Perlan 140 running rails
- For 1-3 parallel sliding door elements with up to 140 kg leaf weight
- Suitable as waterproofing for Perlan AUT

Technical data

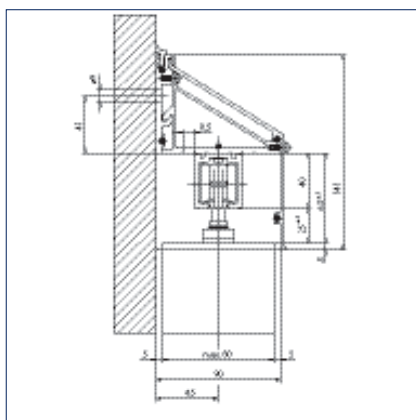
Product features	GEZE Perlan 140 wall attachment bracket with weather canopy
Door material	Wood, Plastic, Metal, Glass, Sliding shutters
Number of leaves	1-leaf, 2-leaf, 3-flügelig
Type of installation	Wall installation
Telescope	•
Automated	•
Fixed panel	-
Draw-in damping	-

• = YES
 - = NOT AVAILABLE

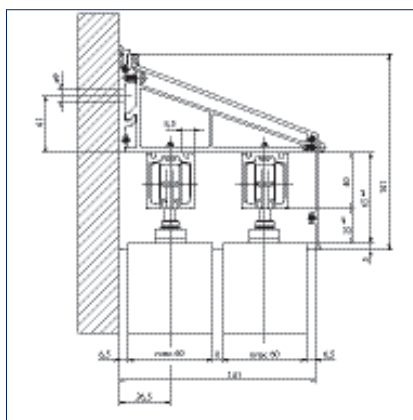
Wall attachment for external use

Drawing No. 10421-ep30

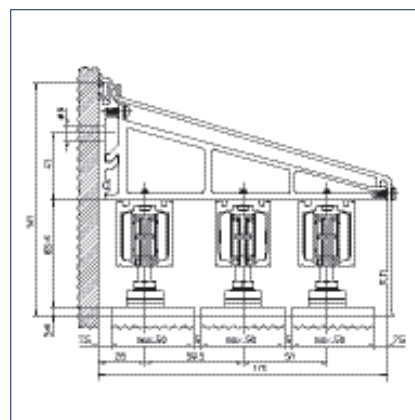
Wall bracket and cover:



Short variant, 1-leaf example

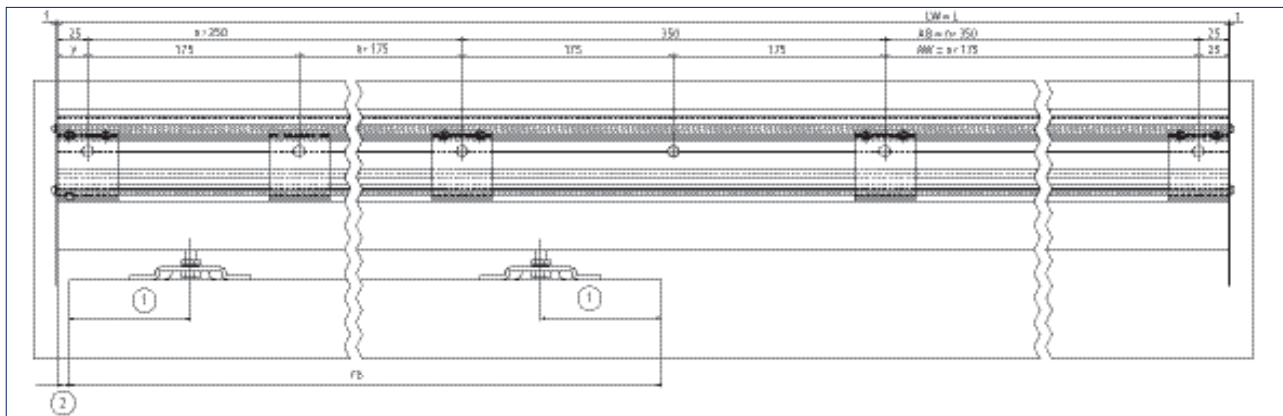


Medium variant, 2-leaf example



Long variant, 3-leaf example

View without cover:



LW = Length of wall attachment profile

L = Runner length

AB = Fixing bracket spacing

AW = Wall attachment spacing

1 = Recommendation 100

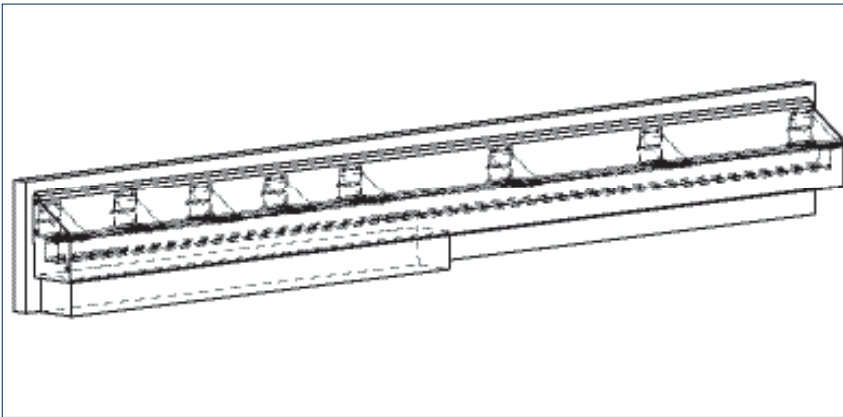
2 = Recommendation 10

y = Distance between the end of the running track to the centre of the first drilled hole

FB = Leaf width

n = Number

View with cover:



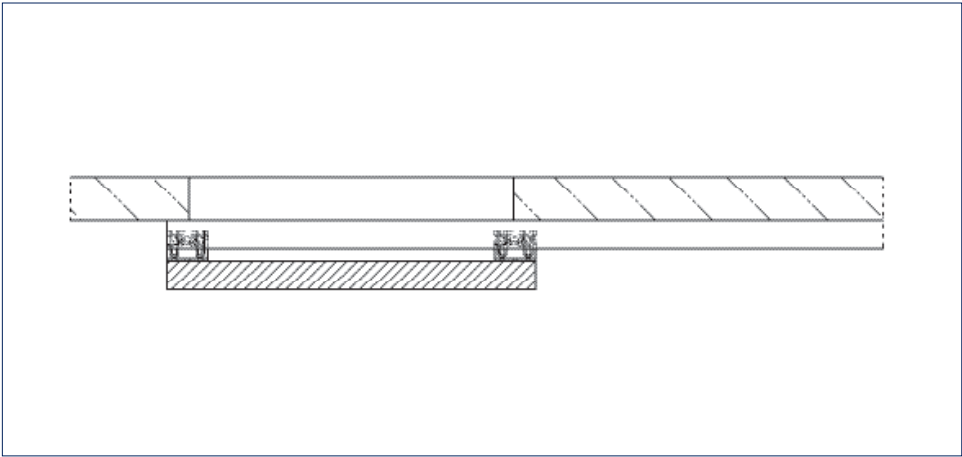
GEZE Perlan 140 wall attachment bracket with weather canopy - Order information

Description	Length	Version	ID.No.
Short cover	6000 mm	EV1	127264
Short cover		EV1	127265
Bespoke		acc. to RAL	127674
Medium cover	6000 mm	EV1	127266
Medium cover		EV1	127267
Bespoke		acc. to RAL	127675
Long cover	6000 mm	EV1	127268
Long cover		EV1	127269
Bespoke		acc. to RAL	127676
Wall attachment profile, perforated	6000 mm	EV1	127259
Wall attachment profile, perforated		EV1	127260
Bespoke		acc. to RAL	127673
Fixing bracket set, short With attachment screws for ceiling and cover profile		EV1	127320
Fixing bracket set, long With attachment screws for ceiling and cover profile		EV1	127323
Fixing bracket set, medium With attachment screws for ceiling and cover profile		EV1	127322
Wall attachment set Perlan 140 configured to customer wishes			127582
Accessories			
Seal wall connection for use with Perlan „concealed wall bracket up to 43mm“ or „Basic profile wall mounting outdoors“	200000 mm	black	127311
Seal wall connection Made to measure, for use with Perlan „concealed wall bracket up to 43mm“ or Basic profile wall mounting outdoors		black	127731
End cover set, short 2 pcs., with attachment screws		EV1	127313
		acc. to RAL	127317
End cover set, long 2 pcs., with attachment screws		EV1	127316
		acc. to RAL	127319
End cover set, medium 2 pcs., with attachment screws		EV1	127314
		acc. to RAL	127318

GEZE Perlan 140 bottom guides for sliding shutters

Individual guide variants can be implemented for virtually any application by means of a system consisting of adjustable slider without play and angle brackets in three sizes. With the GEZE M profile, leaves can pass parallel to each other and yet still be safely guided without rattling in their own plane. Their narrow overall width is a particular advantage of the GEZE guides for sliding shutters.

GEZE Perlan 140 bottom guides for sliding shutters



Application range

- For external sliding shutters
- As a play-free floor guide, is also suitable for indoor use
- For individual guiding, can be adapted to virtually any building situation

Technical data

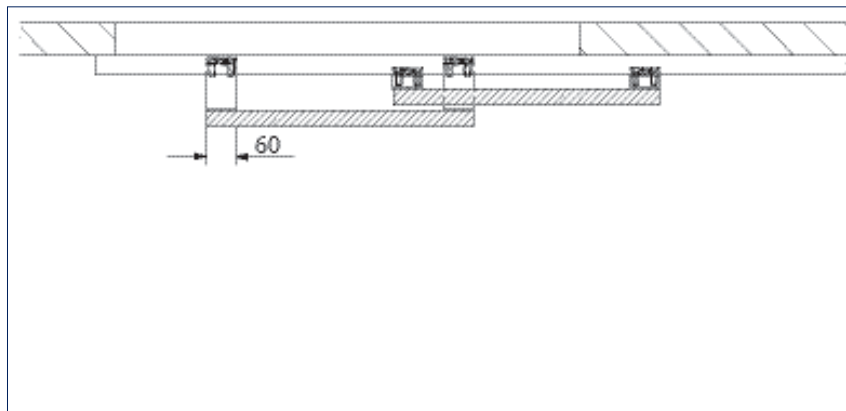
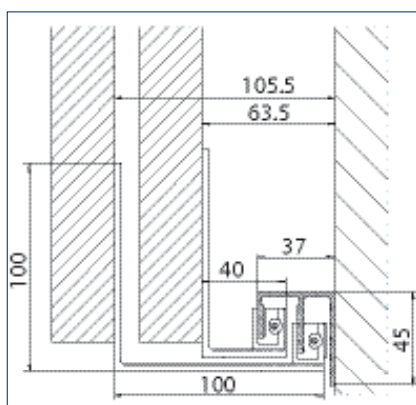
Product features	GEZE Perlan 140 bottom guides for sliding shutters
Door material	Wood, Plastic, Metal, Sliding shutters
Telescope	•
Automated	•
Fixed panel	-
Draw-in damping	-

- = YES
- = NOT AVAILABLE

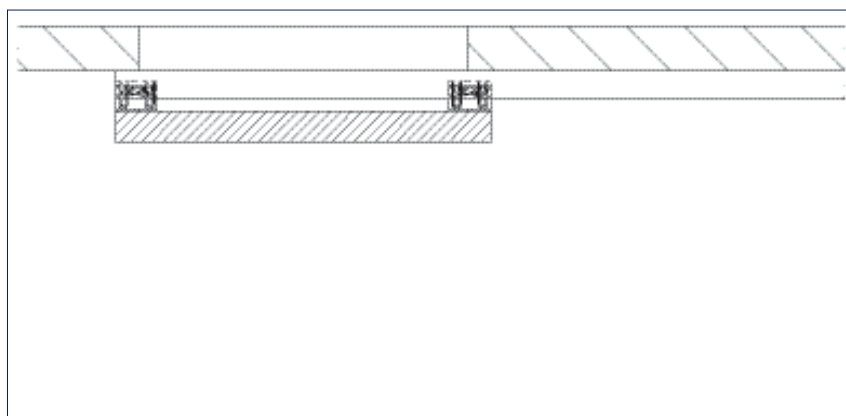
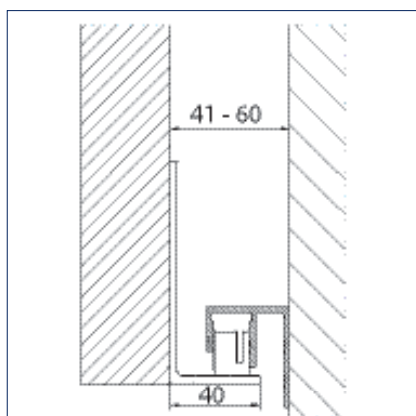
Guide variant examples for wooden leaves

Drawing No. 10421-ep21

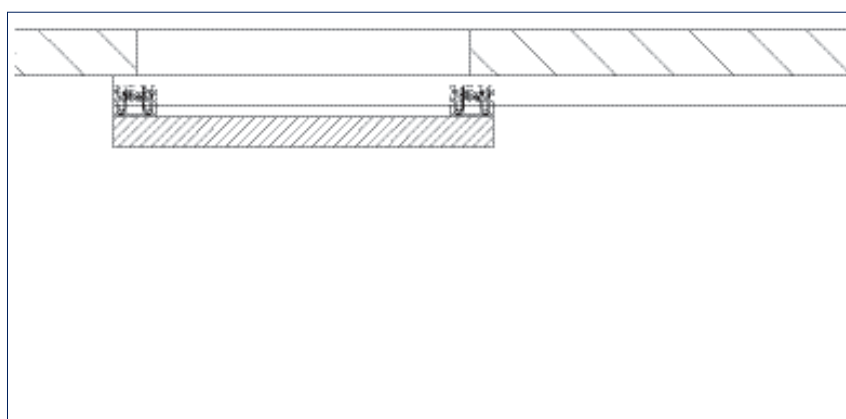
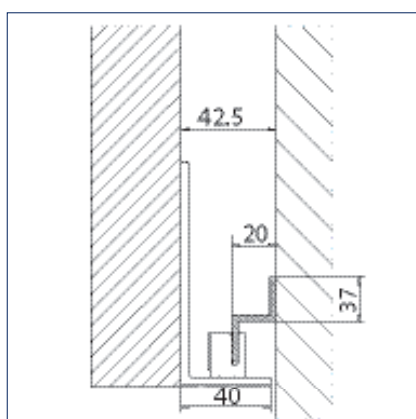
M guide profile on façade, fluted angle 40 mm and 100 mm, on leaves, 2-leaf can „overtake“:



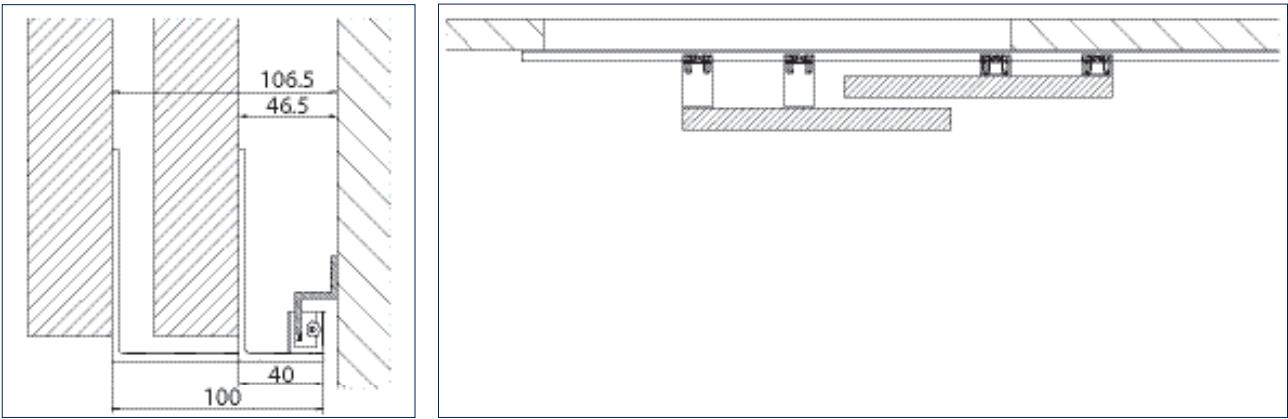
M guide profile on façade, fluted angle 40 mm, on leaf 1-leaf:



Z guide profile on façade, fluted angle 40 mm on leaf 1-leaf:



Z guide profile on façade, fluted angle 40 mm and 100 mm, on leaves, 2-leaf:



GEZE Perlan 140 bottom guides for sliding shutters - Order information

Description	Length	Version	ID.No.
M shape floor guide	6000 mm	EV1	124661
Continuous Omega shape floor guide	6000 mm	EV1	124640
Clearance-free floor guide With attachment material			123514
Buffer for continuous floor guide			124655
Angled floor guide 100 mm With attachment material			123513
Angled floor guide 40 mm With attachment material			123511
Angled floor guide 60 mm With attachment material			123512

GEZE Perlan AUT

The Perlan AUT set enables the automation of the manual Perlan 140 sliding fitting system for leaves up to 80 kg. A simple and inexpensive solution, which helps the user to operate shading systems and also offers a large number of other possible uses. The Perlan AUT set provides convenience and comfort for walk-in wardrobes, very large leaves and parts of installed doors systems that are difficult to access. It helps to prevent accidents where windows are installed at a large height. With an additional carrier, a synchronous, automated variant can be implemented.

GEZE Perlan AUT



Application range

- For external sliding shutters
- For leaf weights up to 80 kg
- For one or multi-leaf door systems together with another toothed belt carrier or Perlan Telescope
- Suitable for linking into a building system by means of floating actuators

Technical data

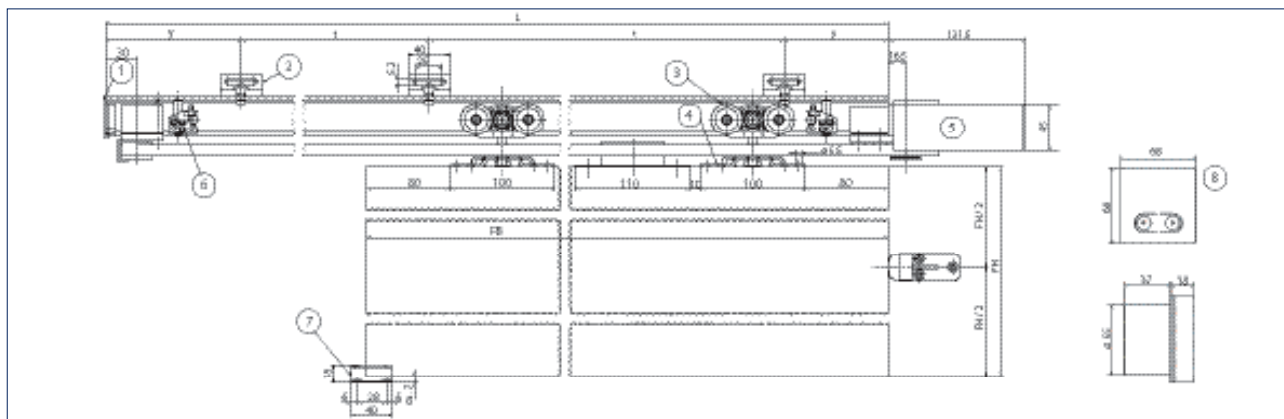
Product features	GEZE Perlan AUT
Door material	Wood, Plastic, Metal, Glass, Sliding shutters
Leaf weight (max.)	80 kg
Number of leaves	1-leaf, 2-leaf
Type of installation	Wall installation , Ceiling installation
Telescope	•
Automated	•
Fixed panel	-
Draw-in damping	-

- = YES
- = NOT AVAILABLE

The wall recesses must be made accessible by a removable fascia. The door leaf must be stopped by a further angle buffer – in addition to the tube buffer. The buffer must be attached at the mid door height!

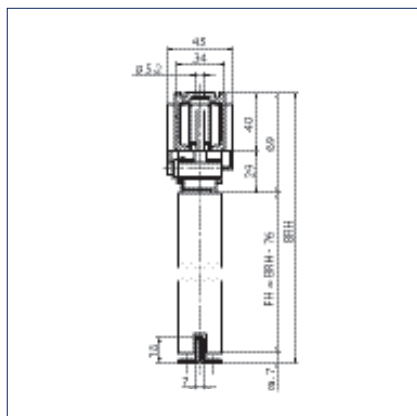
Drawing No. 10421-ep10

Mounting on a 1-leaf sliding door with wooden leaf and carrier plate:

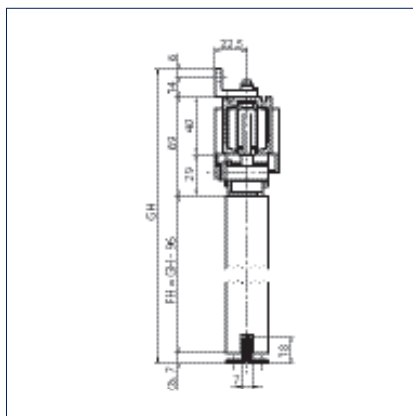


- 1 = End cap (optional)
- 2 = Wall attachment bracket Perlan 140
- 3 = Double roller carriage
- 4 = Carrier plate
- 5 = Drive, Perlan AUT
- 6 = Tube buffer
- 7 = Floor guide
- 8 = Switch with dead man's control
- L = Runner length
- y = Distance between the end of the running track to the centre of the first drilled hole
- t = Hole spacing
- FB = Leaf width
- FH = Leaf height

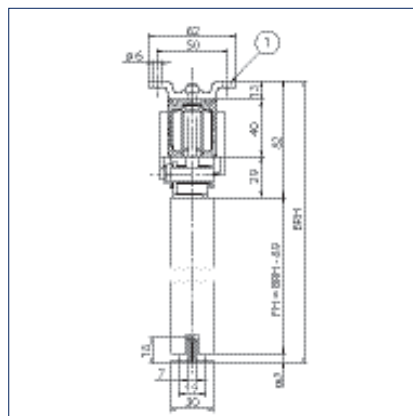
Can be fixed directly or with a plate on the ceiling or a bracket on the wall:



Direct ceiling mounting
FH = Leaf height
BRH = Overall height




Wall mounting with angle bracket
FH = Leaf height
GH = Total height



Ceiling installation with plate
 FH = Leaf height
 BRH = Overall height
 1 = Ceiling attachment Perlan 140

System components:

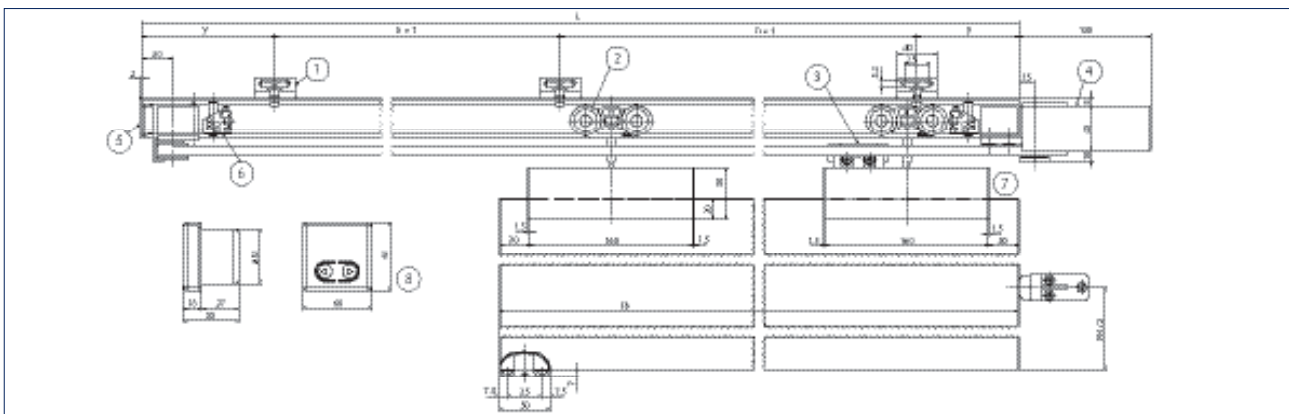


- 1 = Deflection pulley
- 2 = Drive
- 3 = Toothed belt
- 4 = Driver with belt lock
- 5 = Control/switch

Standard installation on glass leaves

Drawing No. 10421-ep14

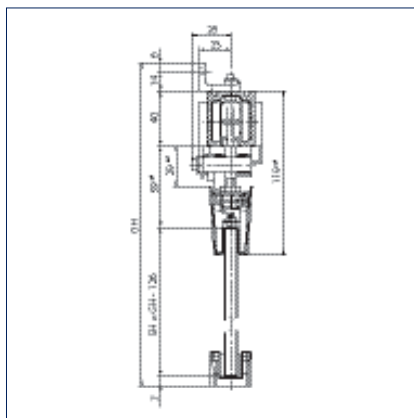
Mounting on a 1-leaf sliding door with glass leaf and glass connection patch:



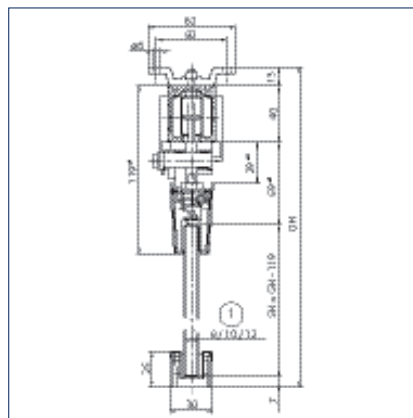
- 1 = Wall attachment bracket Perlan 140
- 2 = Double roller carriage
- 3 = Glass adapter
- 4 = Drive, Perlan AUT
- 5 = End cap (optional)
- 6 = Tube buffer
- 7 = Glass connection patch
- 8 = Switch with dead man's control
- n = Number

- L = Runner length
- y = Distance between the end of the running track to the centre of the first drilled hole
- t = Hole spacing
- FB = Leaf width
- FH = Leaf height
- n = Number

GLS= Glass thickness



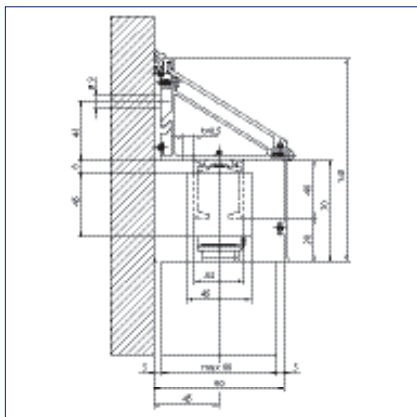
Wall mounting with angle bracket



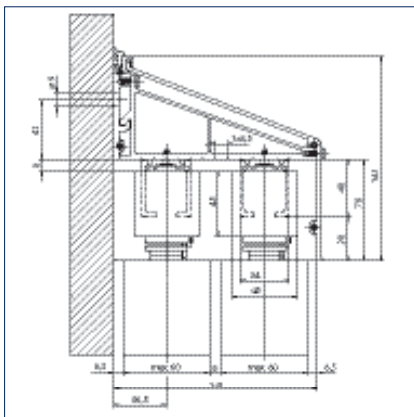
Ceiling installation with plate

Drawing No. 10421-ep29

Wall bracket and cover:

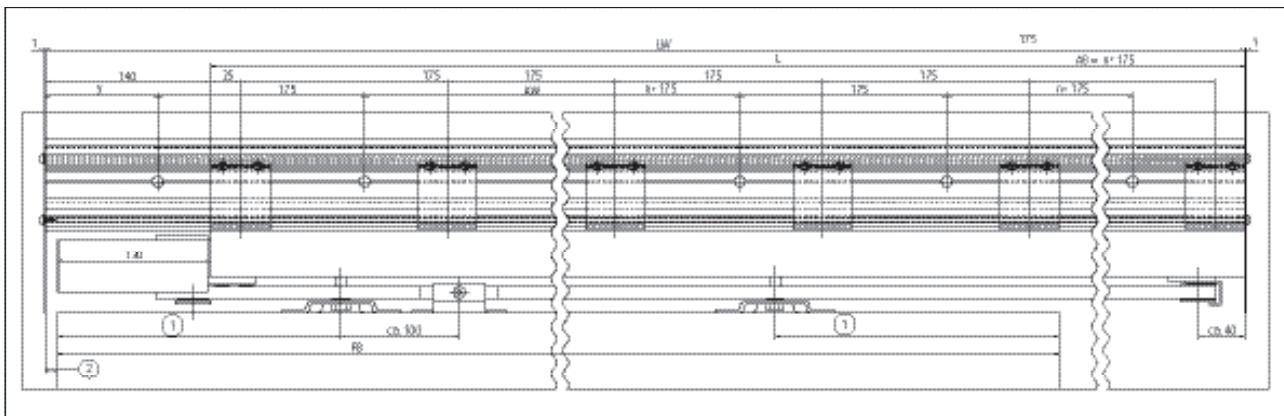


Short variant, 1-leaf example



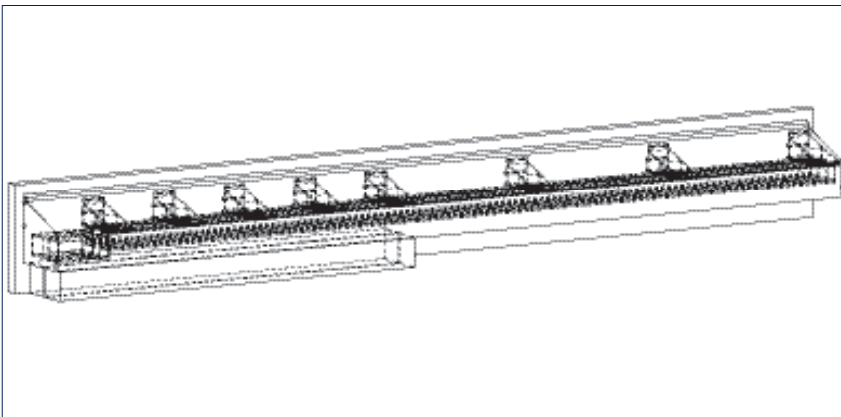
Medium variant, 2-leaf example

View without cover:



n = Number

View with cover:



GEZE Perlan AUT - Order information

Description	ID.No.
Set Perlan AUT 1 for the automation of sliding shutters up to 80 kg leaf weight, comprising: 1 x motor, 1 x toothed belt 12 m, 1 x driver for wood, 1 x return pulley, 1 x push button incl. control unit	120434
Accessories	
Driver glass clamping plate 45mm for Perlan AUT 1 + Duosync 1, including 2 x extended suspension bolts	127681
Driver wood for Perlan AUT 1	123003
Perlan AUT additional switch (without control)	126181



GEZE Perlan AUT

GEZE Perlan AUT-NT

The new and simply type of sliding door automation

GEZE Perlan AUT-NT is a simple, elegant and yet cost-effective solution for the automation of lightweight sliding doors for interior use – naturally with all the convenient functions of a full automatic door. The Push&Go function, which automatically starts the drive if the door leaf is lightly pushed, offers convenient operation. The opening speed of up to 0.3 m/s maximum and the gentle start-up and braking of the drive provide increased convenience. Various types of operating enable adaptation to individual user's wishes. Perlan AUT-NT moves the door almost silently, as it produces hardly any disruptive running noises. The drive fulfils all requirements for low energy operation to DIN 18650, as the door moves with reduced force. This removes the need for safeguarding with additional safety sensors. If there is a power failure, the door can be opened by hand and can therefore also be safely accessed in an emergency. Perlan AUT-NT is suitable for wooden and glass doors and can be used with the standard accessories of the Perlan 140 roller sliding door fitting system in virtually any installation system and on any door leaf. Perlan AUT-NT can be adapted to all leaf widths from 500 to 3000 mm, either as a standard set or flexibly assembled on the construction site.

GEZE Perlan AUT-NT



Application range

- Low energy sliding door drive in accordance with DIN 18650
- For the automation of lightweight internal doors up to 80 kg
- For all single and multi-leaf sliding doors
- Maximum settable speed up to 0.3 m/s
- Particularly suitable for doors in the home and office

Technical data

Product features	GEZE Perlan AUT-NT
Door material	Wood, Plastic, Metal, Glass
Leaf weight (max.)	80 kg
Number of leaves	1-leaf, 2-leaf
Type of installation	Wall installation , Ceiling installation
Telescope	-
Automated	•
Fixed panel	•
Draw-in damping	-

• = YES
- = NOT AVAILABLE

Mounting on wooden door, 1-leaf

Drawing No. 10421-ep-53

Mounting on wooden door, 2-leaf

Drawing No. 10421-ep-54

Mounting on glass door, 1-leaf

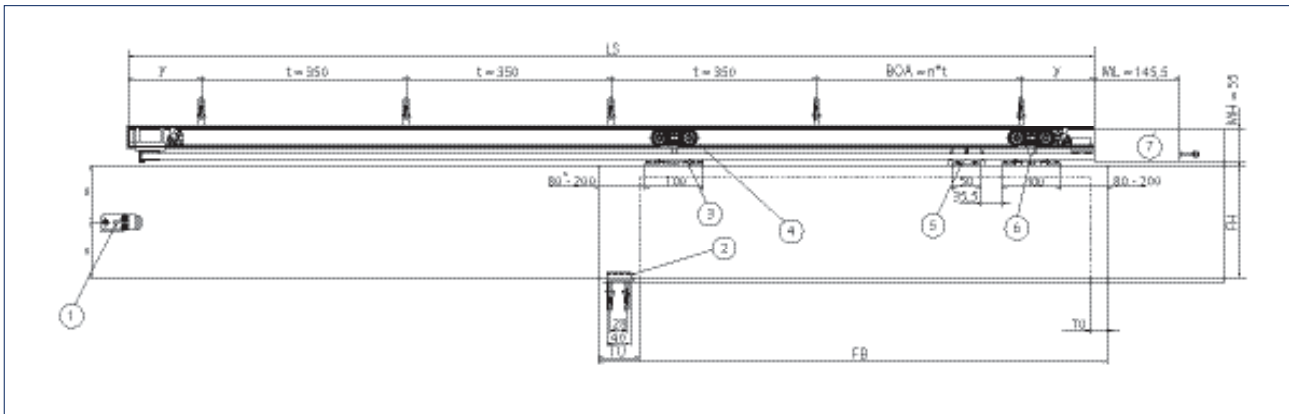
Drawing No. 10421-ep-55

Mounting on glass door, 2-leaf

Drawing No. 10421-ep-56

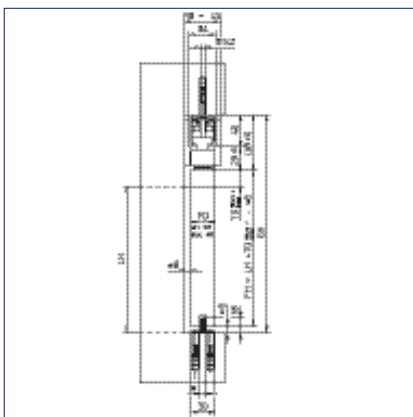
Example:

Mounting on a 1-leaf sliding door with wooden leaf and carrier plate:

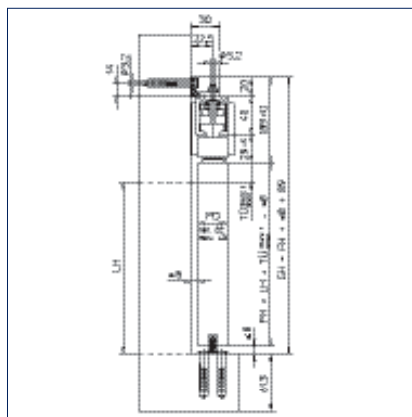


- 1 = Optional angle buffer
- 2 = Floor guide
- 3 = Carrier plate
- 4 = Double roller carriage without suspension bolt
- 5 = Belt coupler set
- 6 = Track length
- 7 = Drive unit
- LS = Track length
- y = Distance between the end of the running track to the centre of the first drilled hole
- t = Hole spacing
- n = Number
- BOA = Drilled hole distance
- ML = Motor length
- MH = Motor height
- TÜ = Door protrusion
- 1) = Recommendation

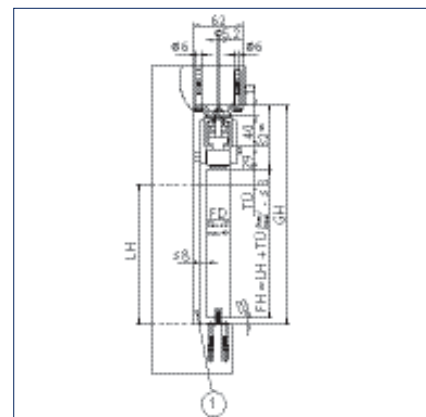
Can be fixed directly or with a plate on the ceiling or a bracket on the wall:



Direct ceiling mounting



Wall mounting with angle bracket



Ceiling mounting with ceiling attachment angle

- MBR = Motor width
- LH = Clear height
- FD = Leaf thickness
- FH = Leaf height
- TÜ = Door protrusion
- GH = Total height
- 1 = Frame construction on-site

GEZE SLIDING DOOR SYSTEMS

GEZE Perlan AUT-NT - Order information

Description	Length	ID.No.
Perlan AUT-NT set for wooden leaves For automating 1 or 2-leaf Perlan sliding doors up to 80 kg leaf weight. Set comprising: 1 x control unit with push button, 1 x power supply, 1 x drive unit with 2.5m control cable, 1 x return pulley, 1 x driver for leaf, toothed belt 12.5m Additional driver required for 2-leaf doors		139924
Perlan AUT-NT set for glass leaves For automating 1 or 2-leaf Perlan sliding doors up to 80 kg leaf weight. Set comprising: 1 x control unit with push button, 1 x power supply, 1 x drive unit with 2.5m control cable, 1 x return pulley, 1 x driver for glass clamping plate 45 mm, toothed belt 12.5m Additional driver required for 2-leaf doors		139925
Accessories		
Driver glass clamping plate 30mm for Perlan AUT NT + Duosync 2, including 2 x extended suspension bolts		143295
Driver glass clamping plate 45mm for Perlan AUT NT + Duosync 2, including 2 x extended suspension bolts		134281
Driver wood for Perlan AUT NT + Duosync 2, including 2 x extended suspension bolts		134280
Perlan AUT-NT drive unit		139992
Perlan AUT-NT motor cable	100000 mm	141440
Perlan AUT-NT motor cable, bespoke		141452
Perlan AUT-NT toothed belt	78000 mm	141500
Perlan AUT-NT toothed belt, bespoke		141561
Perlan AUT-NT power supply		139994
Perlan AUT-NT deflection pulley		140174
Perlan AUT-NT set containing control unit with push button		141151



GEZE Perlan AUT-NT

GEZE Levolan 150

The design fitting for all-glass sliding doors

With its compact dimensions, GEZE Levolan offers a virtually invisible clamp fitting for single, multi-leaf and synchronous all-glass doors. The pane is guided directly in the fitting – the suspension parts are therefore virtually invisible, additional covers are not required. The linear design adapts to the design of any environment. The running rail is only 63 mm high, clamping jaws enable the installation of glass elements without the need to machine or work the glass. The high-quality bearings and maintenance-free running gear ensure that easy and smooth running movement of the glass elements with little applied force. All visible parts are available with silver coloured anodised aluminium or stainless steel coloured surfaces.

GEZE Levolan 150



Application range

- For ESG 8, 10 and 12 mm glass elements as well as VSG up to 12.76 mm (with additional VSG kit) up to a weight of 150 kg
- For all single, multi-leaf and synchronous sliding doors
- With or without fixed panel
- For wall attachment and ceiling installation
- Can even be installed in confined spaces

Technical data

Product features	GEZE Levolan 150
Door material	Glass
Leaf weight (max.)	150 kg
Number of leaves	1-leaf, 2-leaf
Corrosion protection class	2
Type of installation	Wall installation , Ceiling installation
Telescope	-
Automated	-
Fixed panel	•
Draw-in damping	•

• = YES
- = NOT AVAILABLE

Classification to EN 1527:1998

GEZE Levolan 150								
Category of use	Durability	Door weight	Fire resistance	Safety	Corrosion resistance	Security	Category of door	Initial friction
-	6	3	0	-	2	-	1	3

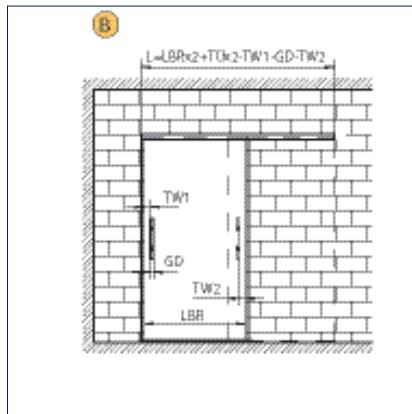
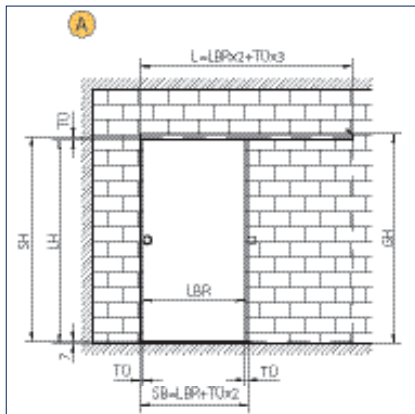
A DESCRIPTION OF THE CLASSES IS GIVEN AT THE END OF THE CATALOGUE.

Planning drawings

Drawing No. 10901-pl-01 + 10901-pl-02 (with fixed panel) + 10901-pl-03 (vertical sections)

A = Wall attachment with recessed handle

B = Wall attachment with push bar



Dimensioning as for A

L = Runner length

LBR = Clear width

Tü = Door protrusion

SH = Pane height

LH = Clear height

SB = Pane width

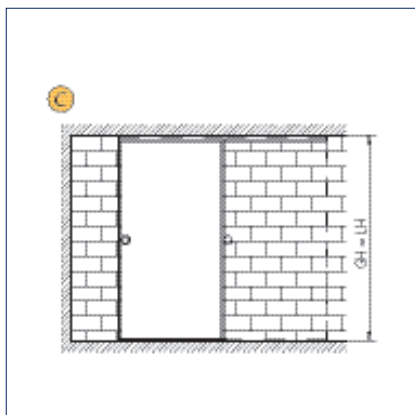
TW1 = Door handle - wall clearance (door closed)

TW2 = Door handle - wall clearance (door open)

GD = Handle bar diameter

C = Ceiling installation with recessed handle

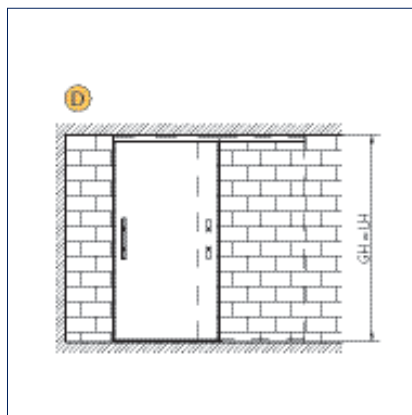
D = ceiling installation with push bar



Dimensioning as for A

GH = Total height

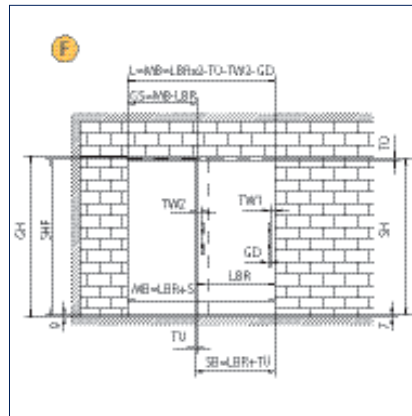
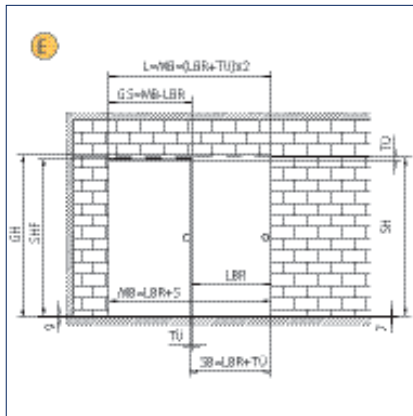
LH = Clear height



Dimensioning as for A

E = Levolan with fixed panel and recessed handle

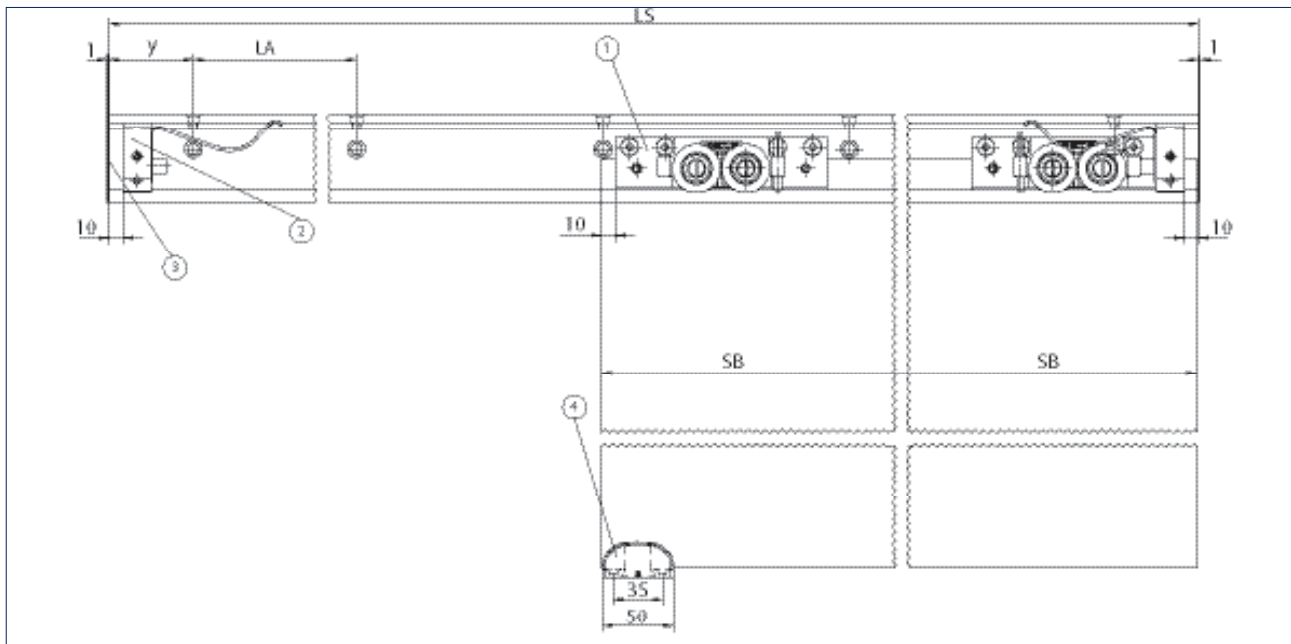
F = Levolan with fixed panel and push bar



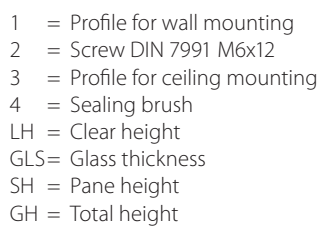
- L = Runner length
- MB = Wall opening width
- LBR = Clear width
- TÜ = Door protrusion
- GS = Glass width, side panel
- GH = Total height
- SHF = Pane height, fixed panel
- SH = Pane height
- SB = Pane width
- TW1 = Door handle - wall clearance (door closed)
- TW2 = Door handle - wall clearance (door open)
- GD = Handle bar diameter

Wall fixing

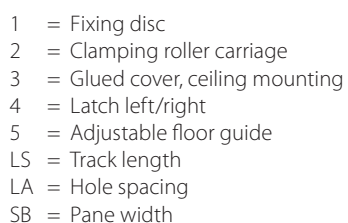
Drawing No. 10901-ep01



- 1 = Clamping roller carriage
- 2 = Latch left/right
- 3 = Glued on cover, wall mounting
- 4 = Adjustable floor guide
- LS = Track length
- y = Distance between the end of the running track to the centre of the first drilled hole
- t = Hole spacing
- SB = Pane width



Drawing No. 10901-ep02





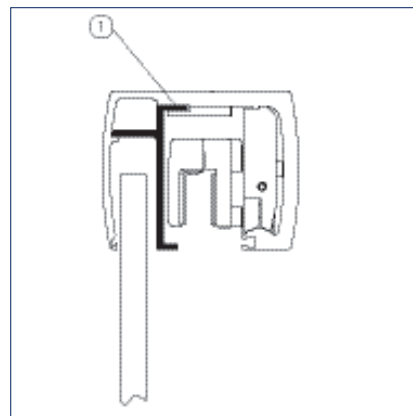
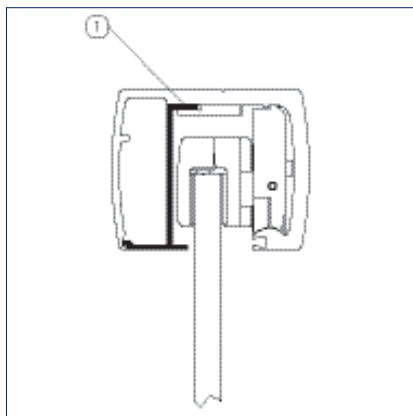
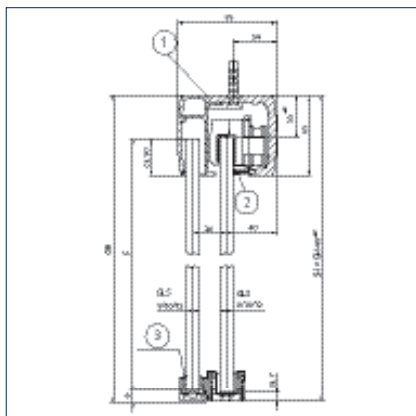
- ## Sliding door systems

Sliding door systems

Sliding door systems



- ## Sliding door systems



1 = Profile for ceiling mounting with fixed panel

2 = Sealing brush

3 = Seal

GH = Total height

F = Fixed panel height

GLS = Glass thickness

SH = Pane height

1 = Profile for fixed panel cover

1 = Profile for fixed panel installation

GEZE Levolan 150 - Order information

Description	Leaf width from - to	Length	Version	ID.No.
Complete set Levolan 150/2 For ceiling mounting	500 mm 840 mm	1650 mm	EV1	136980
	500 mm 1040 mm	2050 mm	EV1	136983
	500 mm 1240 mm	2450 mm	EV1	136985
	500 mm 840 mm	1650 mm	stainless steel colour	136982
	500 mm 1040 mm	2050 mm	stainless steel colour	136984
	500 mm 1240 mm	2450 mm	stainless steel colour	136986
Complete set Levolan 150/2 configured to customer wishes				137092
Complete set Levolan 150/2 for wall fixing	500 mm 840 mm	1650 mm	EV1	136987
	500 mm 1040 mm	2050 mm	EV1	136989
	500 mm 1240 mm	2450 mm	EV1	136991
	500 mm 840 mm	1650 mm	stainless steel colour	136988
	500 mm 1040 mm	2050 mm	stainless steel colour	136990
	500 mm 1240 mm	2450 mm	stainless steel colour	136992
Accessories				
U-profile Perlan, Levolan fixed panel		1500 mm	EV1	126966
		3000 mm	EV1	126964
		6000 mm	EV1	126965
		6050 mm	stainless steel colour	128294

Description	Leaf width from - to	Length	Version	ID.No.
U-profile Perlan, Levolan fixed panel Bespoke			EV1	128076
			stainless steel colour	128295
Cover profile for ceiling mounting Levolan 150		6000 mm	EV1	129233
		1650 mm	EV1	127245
		2050 mm	EV1	127246
		2450 mm	EV1	127247
		6000 mm	stainless steel colour	129234
		1650 mm	stainless steel colour	128814
		2050 mm	stainless steel colour	128815
		2450 mm	stainless steel colour	128816
Cover profile for ceiling mounting Levolan 150 Bespoke			EV1	128207
			stainless steel colour	130110
Levolan 150 profile for fixed panel cover		6000 mm	EV1	129277
		6000 mm	stainless steel colour	129278
Levolan 150 profile for fixed panel cover Bespoke			EV1	128210
			stainless steel colour	130112
Levolan 150 profile for fixed panel installation		6000 mm	EV1	129272
		6000 mm	stainless steel colour	129273
Levolan 150 profile for fixed panel installation Bespoke			EV1	128209
			stainless steel colour	130111
Running track for Levolan 150/2 Bespoke			EV1	135470
			stainless steel colour	135471
Running track for Levolan 150/2		1650 mm	EV1	135462
		2050 mm	EV1	135464
		2450 mm	EV1	135466
		6250 mm	EV1	137095
		1650 mm	stainless steel colour	135463
		2050 mm	stainless steel colour	135465
		2450 mm	stainless steel colour	135467
		6000 mm	stainless steel colour	137096

GEZE SLIDING DOOR SYSTEMS

Description	Leaf width from - to	Length	Version	ID.No.
Running track fixed panel Levolan 150/2 For ceiling mounting	6250 mm		EV1	135473
	6000 mm		stainless steel colour	135474
Running track fixed panel Levolan 150/2 For ceiling mounting, custom made			EV1	135475
			stainless steel colour	135476
Wall profile for Levolan 150	1650 mm		EV1	127180
	2050 mm		EV1	127181
	2450 mm		EV1	127182
	6000 mm		EV1	129139
	6250 mm		EV1	127338
	6000 mm		stainless steel colour	129140
	1650 mm		stainless steel colour	128820
	2050 mm		stainless steel colour	128821
	2450 mm		stainless steel colour	128822
			EV1	128206
Wall profile for Levolan 150 Bespoke			stainless steel colour	130109
	1650 mm			137175
Brush seal for Levolan 150/2	2050 mm			137178
	2450 mm			137179
Roller carriage set Levolan 150 2 pcs., up to 150 kg leaf weight, including clamping inserts for 8-12 mm ESG				128874
Adjustable glass floor guide infinitely adjustable for glass thickness 8-13,5 mm, with frieze band for noise reduction with structured glass surfaces, without attachment material			silver-coloured	120417
Frieze band for adjustable glass floor guide for use with structured glass or rough surface				143869
Stainless steel floor guide For 8, 10, 12 mm glass			Stainless steel	134990
Door push bar, configured			Stainless steel	127616
Flush pull, 8-12 mm glass Closed, outer diameter 60 mm, glass drill hole 40 mm			Stainless steel	138670
Flush pull, 8-12 mm glass Open, outer diameter 70 mm, glass drill hole 60 mm, specify glass thickness when ordering			Stainless steel	127617
Flush pull, 15-80 mm wood Outer diameter 60 mm, specify leaf thickness when ordering			Stainless steel	127614
Glass seal for Perlan / Levolan fixed panel for 8 / 10 / 12 mm glass thickness	12000 mm		grey	126869
Buffer for continuous floor guide				124655
Buffer for continuous glass floor guide				124656

Description	Leaf width from - to	Length	Version	ID.No.
End stop set for Levolan 150/2 2 pcs., including 2 x hold-open spring				136705
End cover set with 2 x glazing supports for use with U-profile fixed panel on Perlan / Levolan systems			EV1	127001
			stainless steel colour	128361
End cover set for Levolan 150/2 For ceiling mounting			EV1	136369
			stainless steel colour	136370
End cover set for Levolan 150/2 for fixed panel			EV1	136371
			stainless steel colour	136372
End cover set for Levolan 150/2 for wall fixing			EV1	136373
			stainless steel colour	136374
Clamping insert glass clamping plate 45 mm and Levolan 150 for 2 glass clamping plates, for use with 12.7 mm (1/2 inch) ESG				133022
Set VSG threadlocker for use with VSG glass in connection with glass clamping plate 45mm and Levolan 150, for 2 clamping plates, WITHOUT adhesive				133099
Ceiling-mounted fixing set (20 pcs.)				129397
Fixing screws for the wall fixing (35 pcs.)				129033
Glass/metal bonding set 5x1 g				133056
Glass/metal bonding set 50 g				133039



GEZE Levolan


GEZE Levolan 150 SoftStop

Strong design – gently damped

Levolan offers the special advantage of effortlessly holding sliding glass door elements with clamping jaws and, apart from the holes necessary for mounting the handles, without any glass working or machining, up to a weight of 150 kg. With Levolan SoftStop, the new variant with draw-in damping, sliding glass door elements up to 80 kg can be installed. All-glass sliding doors with Levolan can be installed with ESG with 8, 10 and 12 mm thickness; VSG can be installed with an additional set. The height adjustability of the door leaf via the roller carriage enables optimum adjustment of the sliding door to the circumstances in the building. The easy and smooth running rollers and roller bearings ensure maximum sliding ease and a long life.

With the draw-in damping, GEZE Levolan is now equipped with additional safety and comfort. Around 10 cm before the end of the slide guide damping gently brakes the closing movement of the door. The sliding door leaves are then automatically guided, gently and virtually silently, into the end position. Levolan SoftStop prevents knocking against the frame or buffer. An entrapment hazard is practically excluded. Levolan SoftStop can be inexpensively retrofitted and adapts the sliding door to changing user needs, e.g. of children or senior citizens. Two-sided draw-in damping for Levolan SoftStop is available for narrow standard door leaf widths from 976 mm. Levolan SoftStop corresponds to the highest classes of EN 1527.

GEZE Levolan 150 SoftStop



Application range

- For ESG 8, 10, 12 mm and VSG up to 12.76 mm with additional VSG gluing kit (not including glass preparation)
- For all single and multi-leaf sliding doors
- Simple, direct ceiling mounting or fixing onto the wall and ceiling using an angle bracket
- Damped on one or both sides
- Due to its smooth running it is particularly suitable for doors in the home and office

Technical data

Product features	GEZE Levolan 150 SoftStop
Door material	Glass
Leaf weight (max.)	80 kg
Number of leaves	1-leaf, 2-leaf
Corrosion protection class	2
Type of installation	Wall installation , Ceiling installation
Telescope	-
Automated	-
Fixed panel	•
Draw-in damping	•

- = YES
- = NOT AVAILABLE

Levolan SoftStop

Drawing No. 10901-ep-07

Wall attachment

Drawing No. 10901-ep-08

Ceiling-mounted

Drawing No. 10901-ep-09

Ceiling-mounted with fixed panel on one side

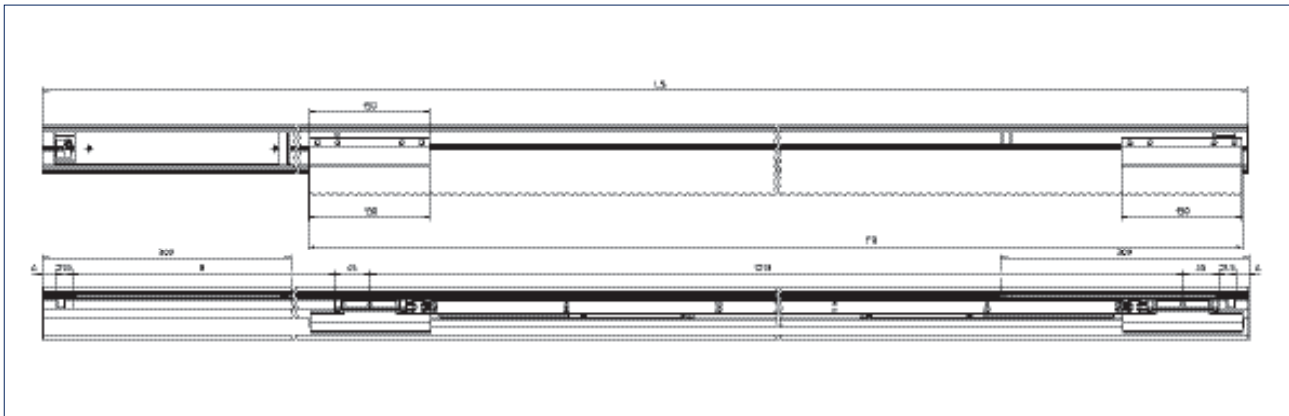
Drawing No. 10901-ep-10

Ceiling-mounted with fixed panel on both sides

Drawing No. 10901-ep-11

Example:

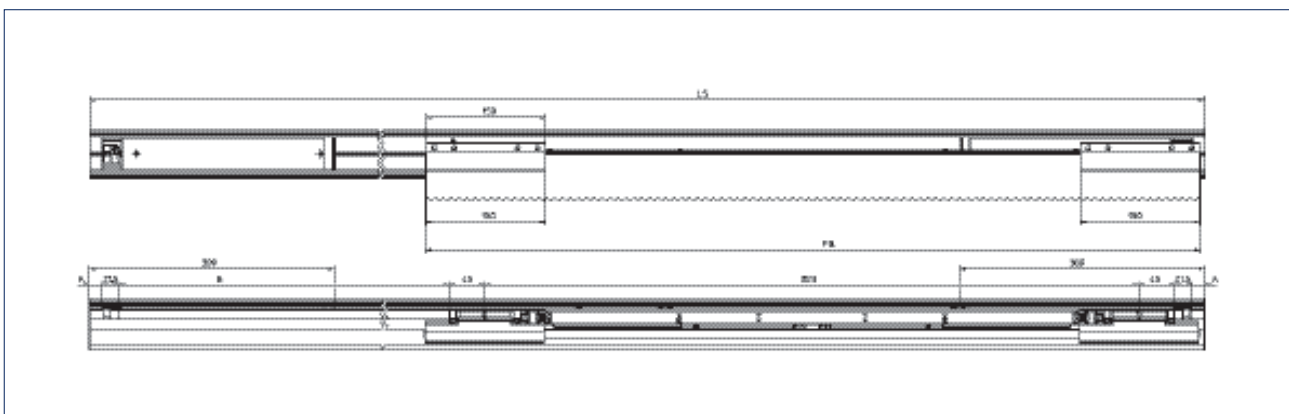
With glass leaf on two sides, long:



LS = Track length

FB = Leaf width

With glass leaf on two sides, medium:

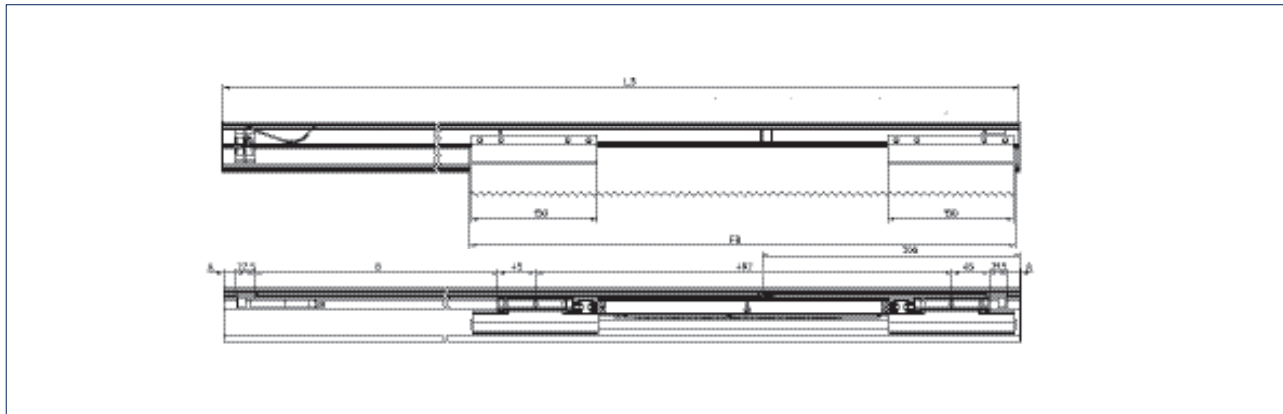


LS = Track length

FB = Leaf width

GEZE SLIDING DOOR SYSTEMS

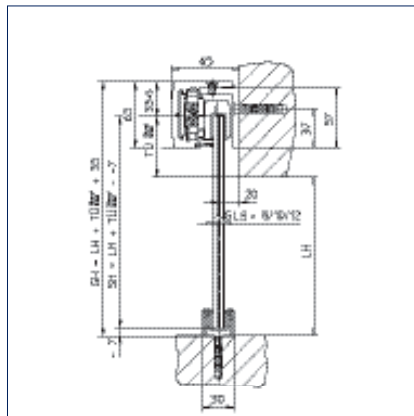
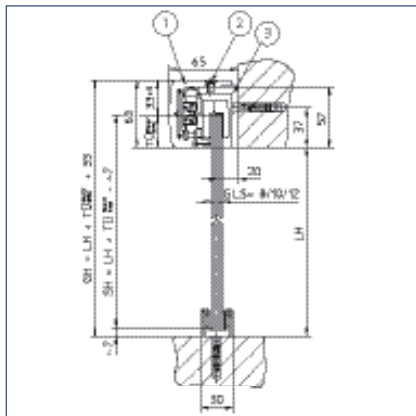
With glass leaf on one side, short:



LS = Track length

FB = Leaf width

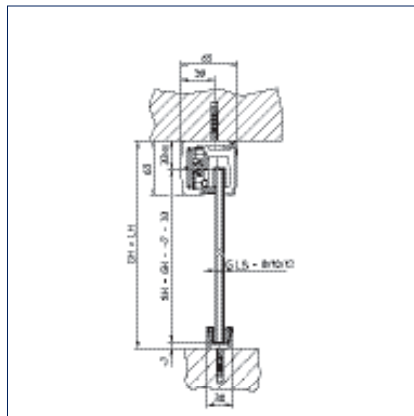
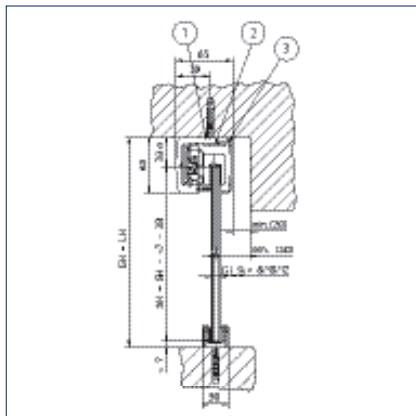
Wall fixing



- 1 = Standard runner
- 2 = Set of fixing screws
- 3 = Profile for wall mounting
- GH = Total height
- LH = Clear height
- TÜ = Door protrusion
- SH = Pane height
- SD = Pane thickness

- GH = Total height
- LH = Clear height
- SH = Pane height
- TÜ = Door protrusion

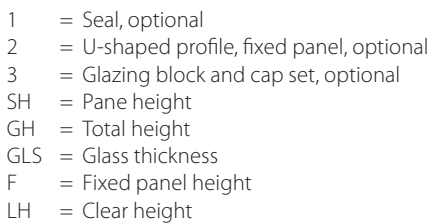
Ceiling mounting:



- 1 = Standard runner
- 2 = Set of fixing screws
- 3 = Cover profile for ceiling mounting
- GH = Total height
- LH = Clear height
- SH = Pane height
- GLS = Glass thickness

- GH = Total height
- LH = Clear height
- SH = Pane height
- GLS = Glass thickness

Sliding door systems



- 1 = Seal, optional
2 = U-shaped profile, fixed panel, optional
3 = Glazing block and cap set, optional
SH = Pane height
GH = Total height
GLS = Glass thickness
F = Fixed panel height
LH = Clear height

Description	Leaf width from - to	Length	Version	ID.No.
Complete set Levolan 150/2 with Levolan SoftStop, for ceiling mounting, up to 80 kg leaf weight	650 mm 1000 mm	2050 mm	EV1	136377
	975 mm 1240 mm	2450 mm	EV1	136379
	650 mm 1000 mm	2050 mm	stainless steel colour	136378
	975 mm 1240 mm	2450 mm	stainless steel colour	136380
Complete set Levolan 150/2 with Levolan SoftStop, for wall mounting, up to 80 kg leaf weight	650 mm 1000 mm	2050 mm	EV1	136383
	975 mm 1240 mm	2450 mm	EV1	136385
	650 mm 1000 mm	2050 mm	stainless steel colour	136384
	975 mm 1240 mm	2450 mm	stainless steel colour	136386
Accessories				
Levolan SoftStop set, short version, damped on one side, up to 80 kg for Levolan 150/2, comprising: 1 x damping unit on one side, 2 x mounting for Levolan 150 roller carriage, 1 x tail hook	650 mm 1000 mm			135495
Levolan SoftStop set, medium version, damped on one side, up to 80 kg for Levolan 150/2, comprising: 1 x damping unit on one side, 2 x mounting for Levolan 150 roller carriage, 1 x tail hook	975 mm 1365 mm			135496
Levolan SoftStop set, long version, damped on one side, up to 80 kg for Levolan 150/2, comprising: 1 x damping unit on one side, 2 x mounting for Levolan 150 roller carriage, 1 x tail hook	1365 mm 1700 mm			135497
Levolan SoftStop set, medium version, damped on both sides, up to 80 kg for Levolan 150/2, comprising: 1 x damping unit on both sides, 2 x mounting for Levolan 150 roller carriage, 2 x tail hook	975 mm 1365 mm			135498
Levolan SoftStop set, long version, damped on both sides, up to 80 kg for Levolan 150/2, comprising: 1 x damping unit on both sides, 2 x mounting for Levolan 150 roller carriage, 2 x tail hook	1365 mm 1700 mm			135499

GEZE Aerolan

The stainless steel design fitting for wall and ceiling

Aerolan is a high-quality stainless steel design fitting for manual glass and wooden sliding doors for offices and residential areas. It combines engineering and function with elegant design. The high-quality material of the running track and the plastic running surfaces of the rollers ensure light, safe and virtually noiseless opening and closing with minimum effort. Due to the small dimensions of the carrier rollers, there is sufficient installation clearance even in areas with low ceilings. The running rail fixing is available for walls and ceilings. The running rail is made of solid material, the ends are turned and chamfered. GEZE Aerolan has a lift-out preventer. This can be precisely set using a tappet and prevents the door from falling. The locking device consists of a plastic roller and can be guided under the running rail with millimetre precision. This also enables the rolling properties of the sliding door to be individually set. A floor guide free of play can be supplied for every glass thickness. It is made of wear-free needle felt and is therefore extremely quiet. The high-quality plastic running surfaces of the rollers enable very smooth running with minimum effort.

GEZE Aerolan



Application range

- For sliding doors and sliding door elements for indoor use
- For leaf weights up to 105 kg
- Particularly suitable for doors in the home and office

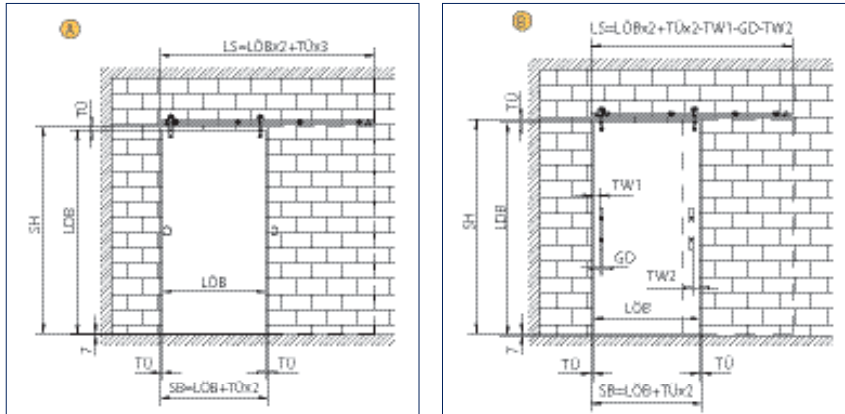
Technical data

Product features	GEZE Aerolan
Door material	Wood, Glass
Leaf weight (max.)	105 kg
Number of leaves	1-leaf, 2-leaf
Corrosion protection class	2
Type of installation	Wall installation , Ceiling installation
Telescope	-
Automated	-
Fixed panel	•
Draw-in damping	-

• = YES
- = NOT AVAILABLE

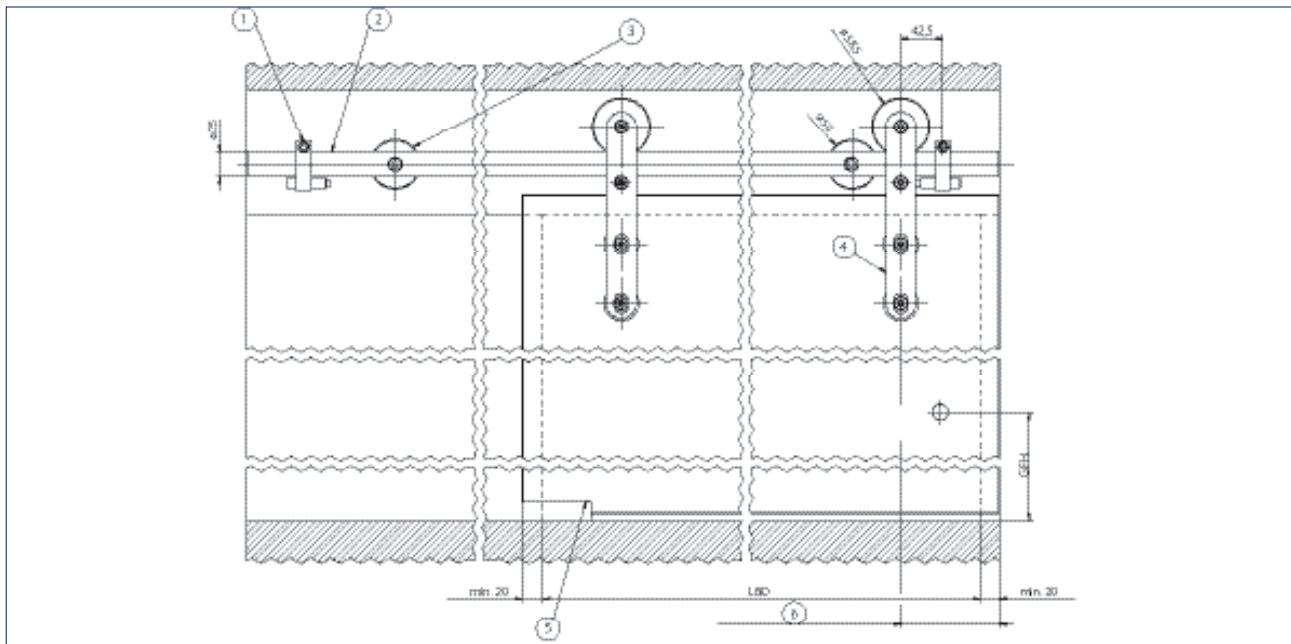
Drawing No. 10801-pl-01 + 10801-pl-02 (vertical sections)

B = Wall attachment with push bar

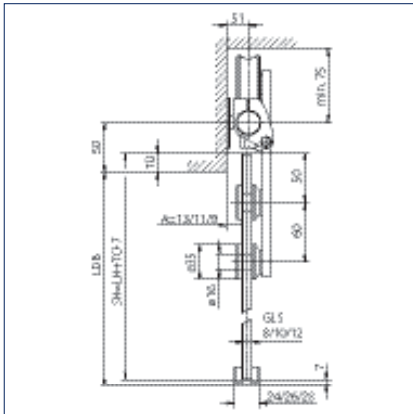


LS = Track length
 LDB = Clear passage height
 LÖB = Clear opening width
 SH = Pane height
 TÛ = Door protrusion
 SB = Pane width
 TW1 = Door handle - wall clearance (door closed)
 TW2 = Door handle - wall clearance (door open)
 GD = Handle bar diameter

Drawing No. 10801-ep-01



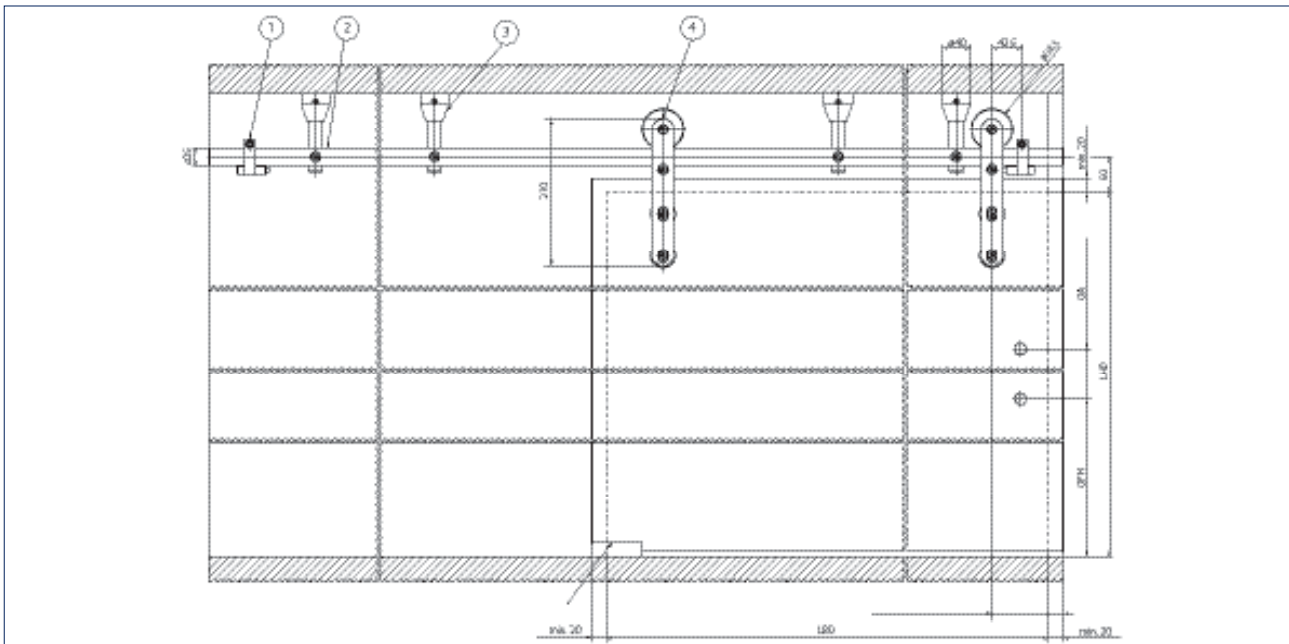
1 = Endstop
2 = Runner
3 = Wall attachment, bespoke
4 = Roller carriage
5 = Glass floor guide
6 = Recommendation 100
GFH = Handle height
LBD = Clear passage width



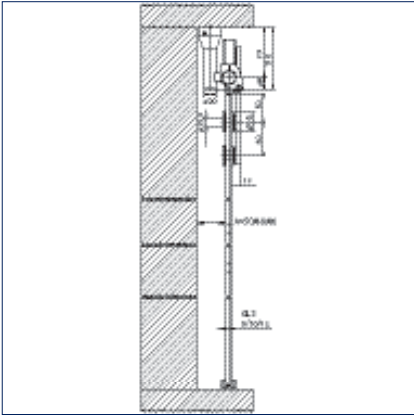
- TÜ = Door protrusion
SH = Pane height
LH = Clear height
GLS = Glass thickness
LDB = Clear passage height
A = Clearance, glass to wall

Ceiling-mounted

Drawing No. 10801-ep-02



- 1 = Endstop
2 = Runner
3 = Ceiling holder, adjustable
4 = Roller carriage
5 = Recommendation 100
GA = Handle spacing
LHD = Clear passage height
GFH = Handle height
LBD = Clear passage width



GLS= Glass thickness
A = Clearance, glass to wall

GEZE Aerolan - Order information

Description	Leaf width from - to	ID.No.
Aerolan set for ceiling installation Consisting of: 2 m running rail, 4 x ceiling installation, 2 x roller carriages, 2 x endstops		122581
Aerolan set, configured		127837
Aerolan set for wall attachment Consisting of: push-fit running rail profile made of solid stainless steel (D = 25 mm), wall attachments for 3 wall clearances, fixing materials, set of hexagon spanners, 2 roller carriages with adjustable lift-out preventer, 2 endstops, floor guide with felt insert (8,10,12 mm glass), order form for glass and door handle (or flush pull)	750 mm 950 mm 950 mm 1190 mm	119408 131789



GEZE Aerolan

GEZE Aerolan accessories

Order information

Description	Length	Glass thickness	Version	ID.No.
Aerolan track	2000 mm		Stainless steel	127571
U-shaped profile 15x15x15x1.5 mm	3000 mm		Stainless steel	127596
U-shaped profile 20x20x20x2 mm	3000 mm		Stainless steel	127598
U-shaped profile 30x20x30x2 mm	3000 mm		Stainless steel	127600
U-shaped profile 36x20x30x2 mm	3000 mm		Stainless steel	127612
Configured continuous stainless steel floor guide Bespoke			Stainless steel	124662
Aerolan track Bespoke			Stainless steel	127558
U-shaped profile 15x15x15x1.5 mm Bespoke			Stainless steel	127597
U-shaped profile 20x20x20x2 mm Bespoke			Stainless steel	127599
U-shaped profile 30x20x30x2 mm Bespoke			Stainless steel	127611
U-shaped profile 36x20x30x2 mm Bespoke			Stainless steel	127613
Aerolan wall attachment	50 mm			127403
Aerolan adjustable ceiling fixing device				127411
Ceiling fixing device, adjustable for fixed glass panel and Aerolan running rail				127412
Aerolan glass, floor, ceiling fixing device				127592
Aerolan glass fixing				127415
Glass/Glass corner connection, adjustable				127595
Side connector, with 2 single point glass fixings				127593
Side connector, with 3 single point glass fixings				127594
Aerolan running rail, push-fit connection				127404
Aerolan end face fixing				127413
Aerolan roller carriage				127401
Floor guide bolt lock, round		10 mm		127406
		12 mm		127407
		8 mm		127405
Adjustable glass floor guide infinitely adjustable for glass thickness 8-13,5 mm, with frieze band for noise reduction with structured glass surfaces, without attachment material			silver-coloured	120417
Stainless steel floor guide For 8, 10, 12 mm glass			Stainless steel	134990
Door push bar, configured			Stainless steel	127616

Description	Length	Glass thickness	Version	ID.No.
Flush pull, 8-12 mm glass Closed, outer diameter 60 mm, glass drill hole 40 mm			Stainless steel	138670
Flush pull, 8-12 mm glass Open, outer diameter 70 mm, glass drill hole 60 mm, specify glass thickness when ordering			Stainless steel	127617
Flush pull, 15-80 mm wood Outer diameter 60 mm, specify leaf thickness when ordering			Stainless steel	127614
Aerolan endstop				127402
Door leaf stopper for 2-leaf				127414
Bolt lock, round				127408
Profile cylinder 66 mm with 3 keys				127409
Profile cylinder 66 mm with 6 keys				127410

GEZE Geolan

The stainless steel designer fittings for glass and wood surfaces down to floor level

GEZE Geolan produces an impressive visual effect. Freely visible rollers on a floor running rail enables the use of glass surfaces right down to floor level. The upper guide rail for wall and ceiling installation enables flexible use. Geolan is therefore also suitable for fast and easy modernisation of rooms. The high-quality fitting with classic, elegant design unites aesthetic and function. The total weight of the sliding door is carried by the rail on the floor. The design fitting can therefore also be used in areas in which it is not possible to suspend the doors from the ceiling, e.g. if there are no load-bearing ceilings. The high-quality plastic running surfaces of the rollers enable extremely smooth running with minimum applied effort.

The fitting is also available with Geolan SoftStop draw-in damping. With a leaf weight of 80 kg and for leaf widths between 515-1700 mm it can be used as the standard. The Geolan SoftStop technology is completely concealed in the upper guide and therefore combines perfected technology with high design standards.

GEZE Geolan



Application range

- For sliding doors and sliding door elements for indoor use
- For leaf weights up to 135 kg
- Can also be used for false (suspended) ceilings as the load is absorbed in the ground
- Particularly suitable for doors in the home and office

Technical data

Product features	GEZE Geolan
Door material	Wood, Glass
Number of leaves	1-leaf, 2-leaf
Corrosion protection class	2
Type of installation	Wall installation , Ceiling installation
Telescope	-
Automated	-
Fixed panel	-
Draw-in damping	-

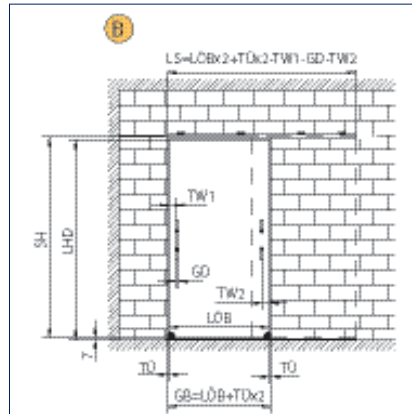
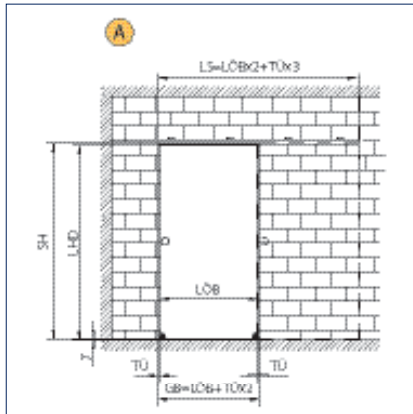
- = YES
- = NOT AVAILABLE

Planning drawings

Drawing No. 10801-pl-04 + 10801-pl-05 (vertical sections)

A = Wall attachment with recessed handle

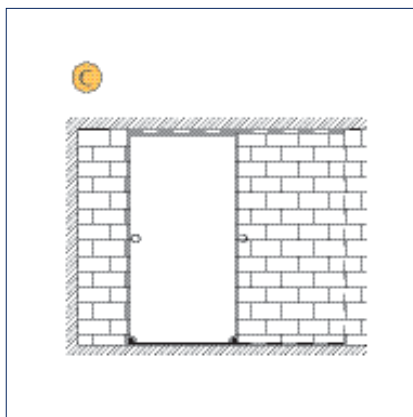
B = Wall attachment with push bar



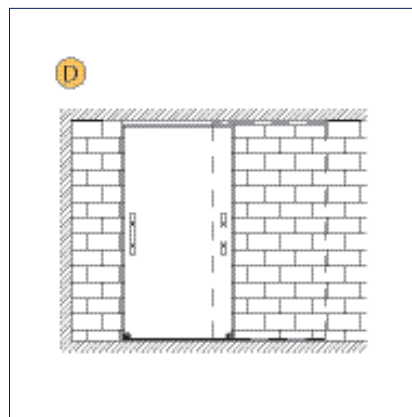
- LS = Track length
- LÖB = Clear opening width
- TÜ = Door protrusion
- SH = Pane height
- LHD = Clear passage height
- GB = Total width
- SH = Pane height
- TW1 = Door handle - wall clearance (door closed)
- TW2 = Door handle - wall clearance (door open)
- GD = Handle bar diameter

C = Wall attachment with recessed handle

D = ceiling installation with push bar



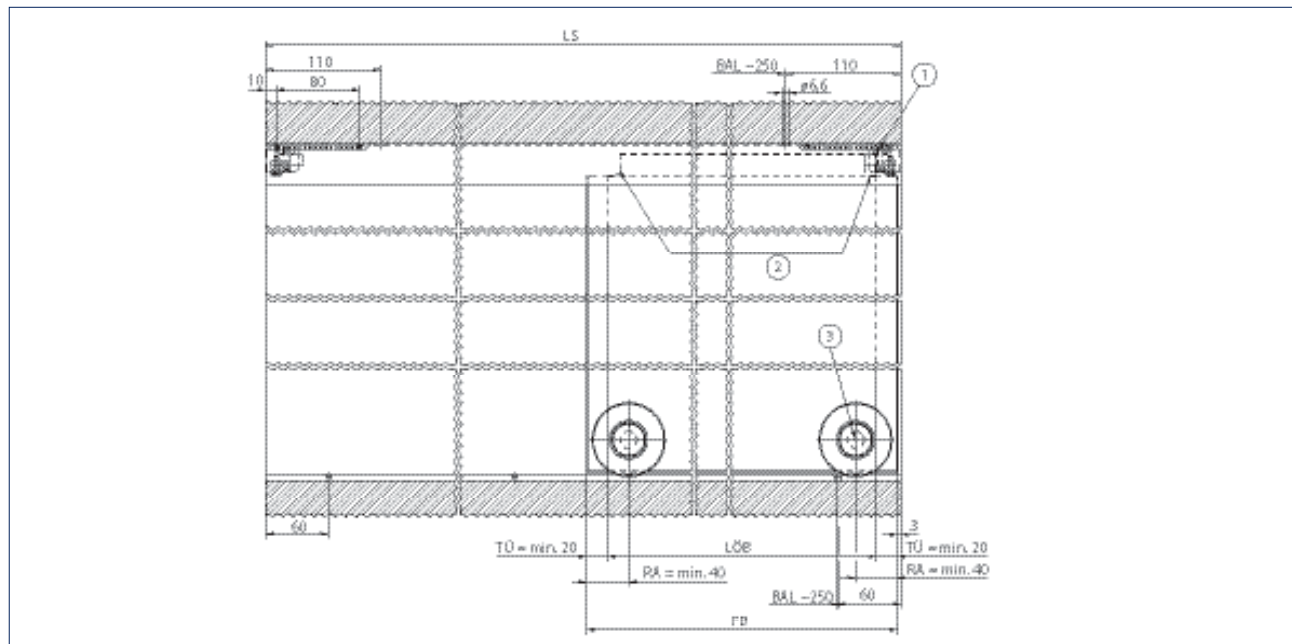
Dimensioning as for A



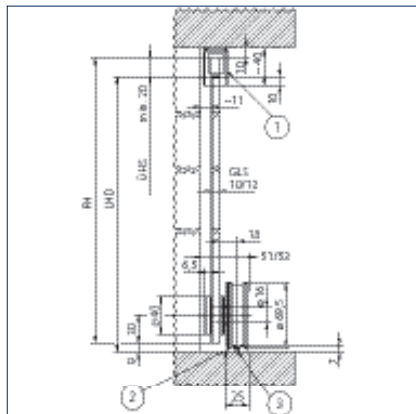
Dimensioning as for B

Ceiling-mounted for 10/12 mm glass

Drawing No. 10801-ep-03 + 10801-ep-04 (for door leaf thickness min. 15 mm)



- 1 = Endstop
- 2 = Glass cut-out
- 3 = Roller carriage
- LS = Track length
- BAL = Drillhole spacing of the running rail fixings
- TÜ = Door protrusion
- RA = Roller carriage spacing
- LÖB = Clear opening width
- FB = Leaf width



- 1 = Ceiling guide profile
- 2 = Runner
- 3 = Fixing with screws or glue
- FH = Leaf height
- LHD = Clear passage height
- ÜHS = Projection height, lintel
- GLS = Glass thickness

Sliding door systems

GEZE Geolan - Order information

Description	ID.No.
Geolan ceiling mounting set, running rail glued Consisting of: 2 m running rail, 2 x roller carriages, 2 x endstops, 2 m guide profiles	119409
Geolan ceiling mounting set, running rail screwed on Consisting of: 2 m running rail, 2 x roller carriages, 2 x endstops, 2 m guide profiles	121392
Geolan set, configured	127825
Geolan wall fixing set, running rail screwed on Consisting of: 2 m running rail, 2 x roller carriages, 2 x endstops, 2 m guide profiles	123250



GEZE Geolan

GEZE Geolan accessories

Order information

Description	Length	Glass thickness	Version	ID.No.
Geolan structural adhesive				127575
Geolan track	2000 mm		Stainless steel	127572
Ceiling guide profile, glass	2000 mm	10 mm	Stainless steel	127573
	2000 mm	12 mm	Stainless steel	127574
U-shaped profile 15x15x15x1.5 mm	3000 mm		Stainless steel	127596
U-shaped profile 20x20x20x2 mm	3000 mm		Stainless steel	127598
U-shaped profile 30x20x30x2 mm	3000 mm		Stainless steel	127600
U-shaped profile 36x20x30x2 mm	3000 mm		Stainless steel	127612
Ceiling guide profile, glass		10 mm	Stainless steel	127560
Bespoke		12 mm	Stainless steel	127591
Ceiling guide profile, wood	2000 mm		Stainless steel	127576
Geolan track Bespoke			Stainless steel	127559
U-shaped profile 15x15x15x1.5 mm Bespoke			Stainless steel	127597
U-shaped profile 20x20x20x2 mm Bespoke			Stainless steel	127599
U-shaped profile 30x20x30x2 mm Bespoke			Stainless steel	127611
U-shaped profile 36x20x30x2 mm Bespoke			Stainless steel	127613
Geolan direct wall fixing Profile machining				131790
Geolan wall fixing, wall bracket, glass				131811
Geolan wall fixing, wall bracket, wood				131812
Geolan running track cut Profile machining				131732
Geolan roller carriage				127474
Door push bar, configured			Stainless steel	127616
Flush pull, 8-12 mm glass Closed, outer diameter 60 mm, glass drill hole 40 mm			Stainless steel	138670
Flush pull, 8-12 mm glass Open, outer diameter 70 mm, glass drill hole 60 mm, specify glass thickness when ordering			Stainless steel	127617
Flush pull, 15-80 mm wood Outer diameter 60 mm, specify leaf thickness when ordering			Stainless steel	127614
Door leaf stopper for 2-leaf				127414
Geolan endstop				127475
Geolan wall attachment ceiling guide cap			Stainless steel	127826
Bolt lock, round				127408
Profile cylinder 66 mm with 3 keys				127409
Profile cylinder 66 mm with 6 keys				127410

GEZE Vetroslide

The glass sliding door system for maximum transparency

The glass sliding door system Vetroslide was awarded the renowned „red dot design award“ even as early as its introduction onto the market. Minimalism in favour of maximum transparency is the technical and artistic approach. The stainless steel running rail is made of a point-fixed „glass fin“. The sliding leaves have filigree point-fixed rollers that take on the function of the roller carriage. The door leaf glides almost silently into the required position and is held on track by a floor guide.

Vetroslide systems are not available „off the shelf“. Each system is tailored to individual requirements. However, GEZE offers a large number of prepared and already structurally checked variants for this system. The all-glass fittings can be quickly and easily pre-mounted.

GEZE Vetroslide



Application range

- Office buildings
- Hotels
- Doctors' practices
- Salesrooms

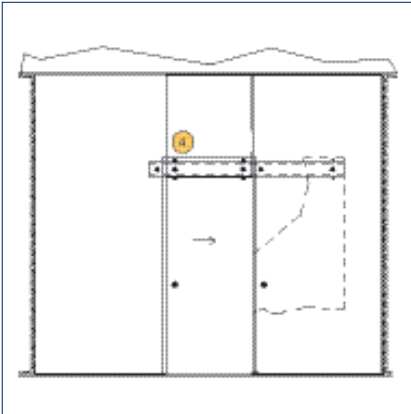
Technical data

Product features	GEZE Vetroslide
Leaf weight (max.)	80 kg
Clear passage width	1000 mm
Fin length (max.)	2500 mm
Telescope	-
Automated	-
Fixed panel	-
Draw-in damping	-

- = YES
- = NOT AVAILABLE

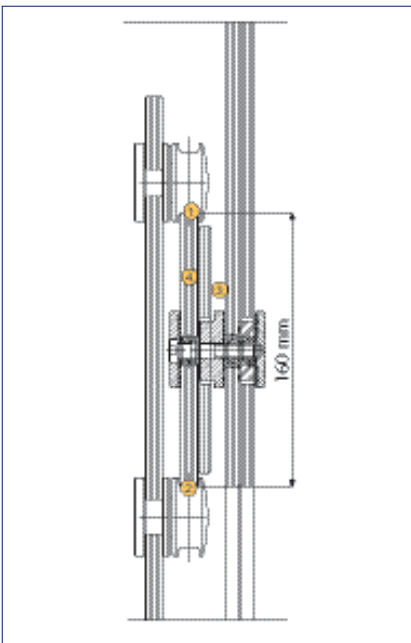
Door view

Drawing No. 94800-0-013



Glass fin

Drawing No. 94800-0-014



1. The plastic running surface of the stainless steel rollers, supported on ball bearings, slide almost noiselessly across the glass.
2. Under the running rail the carrier rollers have the function of a lift-out preventer and protect the sliding leaf against damage.
3. Due to its sandwich construction, apart from maximum possible transparency, the point fixed glass running rail also offers the required safety.
4. The max. fin length of 2500 mm gives a maximum clear passage width of 1000 mm. The point-fixed glass fin carries the sliding door and the fanlight.

Product information

Product information for sliding door systems

In accordance with the manufacturer's liability for their products, as defined in the "Product Liability Law" (§ 4 ProdHG), the following information about sliding door systems must be noted and observed. Non-observance releases the manufacturer from its statutory liability.

Product information and intended use

Within the context of this definition, sliding door fittings are fittings for sliding door leaves and other sliding elements (referred to in the following as "objects") which are not normally moved faster than walking pace. Sliding door fittings are used on plumb, vertically installed door leaves made of wood, plastic, glass, aluminium or steel or appropriate combinations of these materials. A floor guide is provided on the bottom horizontal edge of the door leaf. Special versions of products must be specified for use in damp rooms, for doors directly exposed to the elements or cross-winds, installed near the sea or for use in aggressive, corrosive environments. Intended use includes in particular correct installation. The fitting must have sufficient strength at all these points. The installation must not have any negative effects on or alter the function of the fitting. Buffers (door stops) must be used to limit the displacement path.

Misuse

Misuse, i.e. abnormal use or use not as intended, of sliding door fittings exists in particular if:

- The fittings are used with a higher load than the maximum capacity given in the catalogue and other product documents,
- Fittings are incorrectly installed or are inadequately fastened,
- Ambient temperatures are too high or too low,
- Particularly aggressive media can affect the fittings,
- Fittings are subject to inordinately large impact and falling loads and stresses,
- The position of the track excessively deviates from the horizontal,
- Foreign bodies can penetrate the track,
- The track rollers are operated too fast,
- Alterations are made which have not been agreed with the manufacturer,
- Obstructions are placed in the opening area or between the leaves or the object and therefore prevent intended use,
- Additional loads act on door leaves or objects,
- Reaching between the door leaves and door frame while sliding shut or closing the door or a person or parts of the body are in this area while the door is being closed.

Product performance

If the product performance is not explicitly specified in our catalogues, brochures, specifications and other product instructions, the requirements for our fittings must be agreed with us. Our regulations concerning fitting configurations are binding.

Product maintenance

Safety-relevant fittings must be regularly checked for secure fit and for wear. Re-tighten or replace fixing screws depending on the requirements. In addition, the following maintenance work must be carried out at least once a year:

- Check the function of all moving parts,
- Only use cleaning agents which do not have any negative effect on the fittings' corrosion protection,
- Defective fittings are to be replaced,
- Fitting adjustment work and replacements must be carried out by suitably qualified personnel/firm.

Duty to inform and instruct

The following material is available to the designer, specialist trade, installation firms and personnel and the user as fulfilment of the duty to inform and instruct:

- Catalogues, brochures
- Tender specification texts, tender documents
- Door stop, opening direction and installation instructions, installation drawings

To ensure correct use, proper function and maintenance of the fittings

- Architects and designers are required to request, note and follow the necessary product information,
- Specialist trade outlets are required to note and follow the product information and notes in the price lists and in particular to request all necessary instructions and to pass them on to the installation firms and personnel,
- Installation firms and personnel are required to note and follow all product information and to pass it on to their client and the user.

Perlan AUT fundamental safety aspects

Fundamental danger

Dangerous electric voltages: The Perlan AUT is operated with dangerous electrical voltage. Authorised persons only, using the tools intended for this purpose, may carry out installation, dismantling and connection work on control switches and drives. Before starting any work, the power supply must be switched off and secured against being switched on again without authorisation.

Power connections

The Perlan AUT may only be connected in accordance with the data given in the technical data sheets.
All power connections must be able to be switched off on site.

Safety precautions

- Location of the installation instructions: The installation instructions must be kept in a safe place by the person/company responsible for installation or by maintenance personnel. They are responsible for correct installation and maintenance of the system.
- Removal of safety devices: Do not remove or disable any of the safety devices. An exception exists in the case of the authorised service personnel. Following a service, normal operation may not be resumed until all safety devices have been attached and checked.

Spare parts to be used

Original GEZE spare parts only may be used for maintenance and repair purposes.

Classification to EN 1527:1998

Category of use (1st number)

No category of use defined.

Duration of operability (2nd number)

- Class 1 = 2,500 cycles
- Class 2 = 5,000 cycles
- Class 3 = 10,000 cycles
- Class 4 = 25,000 cycles
- Class 5 = 50,000 cycles
- Class 6 = 100,000 cycles

Door weight (3rd number)

- Class 1 = Door weight up to 50 kg
- Class 2 = Door weight from 51 kg to 100 kg
- Class 3 = Door weight from 101 kg to 330 kg
- Class 4 = Door weight more than 330 kg

Fire resistance (4th number)

- Class 0 = Not suitable for use on fire-proof doors
- Class 1 = Suitable for use on fire-proof doors

Safety (5th number)

No requirement for these products.

Corrosion behaviour (6th number)

The products are divided into classes 1 - 4 according to the 5 classes specified in EN 1670. Class 0 is reserved for untested products.

Protection (7th number)

No class defined for protection.

Type of door (8th number)

- Class 1 = sliding door
- Class 2 = folding door (2-leaf)
- Class 3 = multi-leaf folding door

Initial friction (9th number)

There are three classes:

Door weight	up to 50 kg	51-100 kg	101-330 kg	> 330 kg
Class 1	50 N	80 N	100 N	5 % of door weight
Class 2	40 N	60 N	5 % of door weight	4 % of door weight
Class 3	30 N	40 N	4 % of door weight	3 % of door weight

POTENTIAL APPLICATIONS OF GEZE PRODUCTS

You will find more product information in the relevant brochures, see ID numbers.

Door technology

01	Overhead door closers ID 091593, ID 091594
02	Hold-open systems ID 091593, ID 091594
03	Integrated door closers ID 091609
04	Floor springs ID 091607
05	Sliding door gear systems and linear guides ID 123605, ID 008770, ID 000586

Automatic door systems

06	Swing doors ID 144785
07	Sliding, telescopic and folding doors ID 143639
08	Circular and semi-circular sliding doors ID 135772
09	Revolving doors ID 132050
10	Actuation devices and sensors ID 142655

Smoke and heat extraction and window technology

11	Fanlight opening systems ID 127787
12	Electric opening and locking systems ID 127785, ID 127789
13	Electrical spindle and linear drives ID 127785, ID 127789
14	Electric chain drives ID 127785, ID 127789
15	Smoke and heat extraction systems ID 127785, ID 139075

Safety technology

16	Emergency exit systems ID 132408
17	Access control systems ID 132158
18	Panic locks ID 132848
19	Electric strikes ID 148666
20	Building management system ID 132408

Glass systems

21	Manual sliding wall systems (MSW) ID 104377
22	Integrated all-glass systems (IGG) ID 104366
23	GEZE Patch fittings mono glass systems ID 122521



POTENTIAL APPLICATIONS OF GEZE PRODUCTS



Door technology

The functionality, superior performance and reliability of GEZE door closers are impressive. A common design across the range, the ability to use them on all common door leaf widths and weights, and the fact that they can be individually adjusted makes their selection simple. They are continually being improved and enhanced with up-to-date features. For example, the requirements of fire protection and accessibility are fulfilled with a door closer system.

Automatic door systems

GEZE automatic door systems open up a huge variety of options in door design. The latest, innovative high-performance drive technology, safety, ease of accessibility and first class universal drive design set them apart. GEZE offers complete solutions for individual requirements. A dedicated division is responsible for the development and construction of individual special designs.

Smoke and heat extraction and window technology

GEZE smoke and heat extraction systems and ventilation technology provide complete systems solutions combining the many requirements of different types of windows. We supply a full range from energy efficient drive systems to natural ventilation and complete solutions for supplying and extracting air, also as certified SHEVs.

Safety technology

GEZE safety technology sets the standards where preventative fire protection, access control and anti-theft security in emergency exits are concerned. For each of these objectives GEZE offers tailored solutions, which combine the individual safety requirements in one intelligent system and close doors and windows in case of danger in a coordinated manner.

Building systems

In GEZE's Building Management System GEZE door, window and safety products can be integrated in to the security and control systems of the building. A central control and visualisation system monitors various automation components in the building and offers security through many different networking capabilities.

Glass systems

GEZE glass systems stand for open and transparent interior design. They can either blend discreetly into the architecture of the building or stand out as an accentuated feature. GEZE offers a wide variety of technologies for functional, reliable and aesthetic sliding wall or sliding door systems providing security with lots of design scope.

GEZE GmbH
P.O. Box 1363
71226 Leonberg
Germany

GEZE GmbH
Reinhold-Vöster-Straße 21-29
71229 Leonberg
Germany
Telefon +49 (0) 7152-203-0
Telefax +49 (0) 7152-203-310

www.geze.com

Germany
 GEZE Sonderkonstruktionen GmbH
 Planken 1
 97944 Boxberg-Schweigern
 Tel. +49 (0) 7930-92 94-0
 Fax +49 (0) 7930-92 94-10
 E-Mail: sk.de@geze.com

GEZE GmbH
 Niederlassung Nord/Ost
 Bühringstraße 8
 13086 Berlin (Weissensee)
 Tel. +49 (0) 30-47 89 90-0
 Fax +49 (0) 30-47 89 90-17
 E-Mail: berlin.de@geze.com

GEZE GmbH
 Niederlassung West
 Nordsternstraße 65
 45329 Essen
 Tel. +49 (0) 201-83 082-0
 Fax +49 (0) 201-83 082-20
 E-Mail: essen.de@geze.com

GEZE GmbH
 Niederlassung Mitte
 Adenauerallee 2
 61440 Oberursel (b. Frankfurt)
 Tel. +49 (0) 6171-63 610-0
 Fax +49 (0) 6171-63 610-1
 E-Mail: frankfurt.de@geze.com

GEZE GmbH
 Niederlassung Süd
 Breitwiesenstraße 8
 71229 Leonberg
 Tel. +49 (0) 7152-203-594
 Fax +49 (0) 7152-203-438
 E-Mail: leonberg.de@geze.com

GEZE Service GmbH NL Südwest
 Reinhold-Vöster-Straße 25
 71229 Leonberg
 Tel. +49 (0) 7152-92 33 34

GEZE Service GmbH NL Nord-Ost
 Bühringstraße 8
 13086 Berlin (Weissensee)
 Tel. +49 (0) 30-47 02 17 32

GEZE Service GmbH NL West
 Nordsternstraße 65
 45329 Essen
 Tel. +49 (0) 201-8 30 82 16

GEZE Service GmbH NL Mitte
 Feldbergstraße 59
 61440 Oberursel
 Tel. +49 (0) 6171-63 327-0

GEZE Service GmbH NL Süd
 Parking 17
 85748 Garching bei München
 Tel. +49 (0) 89-120 07 42-0

Austria
 GEZE Austria
 Wiener Bundesstrasse 85
 A-5300 Hallwang
 Tel: +43/6225/87180
 Fax: +43/6225/87180-299
 E-Mail: austria.at@geze.com

Baltic States
 GEZE GmbH Baltic States office
 Dzelzavas iela 120 S
 1021 Riga
 Tel. +371 (0) 67 89 60 35
 Fax +371 (0) 67 89 60 36
 E-Mail: office-latvia@geze.com

GEZE Benelux B.V.
 Steenoven 36
 5626 DK Eindhoven
 Tel. +31 (0) 40-26 290-80
 Fax +31 (0) 40-26 290-85
 E-Mail: benelux.nl@geze.com

Bulgaria
 GEZE Bulgaria - Trade
 Representative Office
 61 Pirinski Prohod, entrance „B“,
 4th floor, office 5,
 1680 Sofia
 Tel. +359 (0) 24 70 43 73
 Fax +359 (0) 24 70 62 62
 E-Mail: office-bulgaria@geze.com

China
 GEZE Industries (Tianjin) Co., Ltd.
 Shuangchenzhong Road
 Beichen Economic Development
 Area (BEDA)
 Tianjin 300400, P.R. China
 Tel. +86 (0) 22-26 97 39 95-0
 Fax +86 (0) 22-26 97 27 02
 E-Mail: Sales-info@geze.com.cn

GEZE Industries (Tianjin) Co., Ltd.
 Branch Office Shanghai
 Unit 25N, Cross Region Plaza
 No 899, Ling Ling Road,
 XuHui District
 200030 Shanghai, P.R. China
 Tel. +86 (0) 21-523 40 960
 Fax +86 (0) 21-644 72 007
 E-Mail: chinasales@geze.com.cn

GEZE Industries (Tianjin) Co., Ltd.
 Branch Office Guangzhou
 Room 17C3
 Everbright Bank Building, No.689
 Tian He Bei Road
 510630 Guangzhou
 P.R. China
 Tel. +86 (0) 20-38 73 18 42
 Fax +86 (0) 20-38 73 18 34
 E-Mail: chinasales@geze.com.cn

GEZE Industries (Tianjin) Co., Ltd.
 Branch Office Beijing
 Room 1001, Tower D
 Sanlitun SOHO
 No. 8, Gongti North Road,
 Chaoyang District
 100027 Beijing, P.R.China
 Tel. +86 (0) 10-59 35 93 00
 Fax +86 (0) 10-59 35 93 22
 E-Mail: chinasales@geze.com.cn

France
 GEZE France S.A.R.L.
 ZAC de l'Orme Rond
 RN 19
 77170 Servon
 Tel. +33 (0) 1 60 62 60 70
 Fax +33 (0) 1 60 62 60 71
 E-Mail: france.fr@geze.com

Hungary
 GEZE Hungary Kft.
 Bartók Béla út 105-113.
 Budapest
 H-1115
 Tel. +36 (1) 481 4670
 Fax +36 (1) 481 4671
 E-Mail: office-hungary@geze.com

Iberia
 GEZE Iberia S.R.L.
 Pol. Ind. El Pla
 C/Comerc, 2-22, Nave 12
 08980 Sant Feliu de Llobregat
 (Barcelona)
 Tel. +34 9-02 19 40 36
 Fax +34 9-02 19 40 35
 E-Mail: info@geze.es

India
 GEZE India Private Ltd.
 MF 2 & 3, Guindy Industrial Estate
 Ekkattuthangal
 Chennai 600 097
 Tamilnadu
 Tel. +91 (0) 44 30 61 69 00
 Fax +91 (0) 44 30 61 69 01
 E-Mail: office-india@geze.com

Italy
 GEZE Italia Srl
 Via Giotto, 4
 20040 Cambiago (MI)
 Tel. +39 (0) 29 50 695-11
 Fax +39 (0) 29 50 695-33
 E-Mail: italia.it@geze.com

GEZE Engineering Roma Srl
 Via Lucrezia Romana, 91
 00178 Roma
 Tel. +39 (0) 6-72 65 311
 Fax +39 (0) 6-72 65 3136
 E-Mail: roma@geze.biz

Poland
 GEZE Polska Sp.z o.o.
 ul. Annapol 21
 03-236 Warszawa
 Tel. +48 (0) 22 440 4 440
 Fax +48 (0) 22 440 4 400
 E-Mail: geze.pl@geze.com

Romania
 GEZE Romania s.r.l.
 IRIDE Business Park,
 Str. Dimitrie Pompeiu nr. 9-9a,
 Building 10, Level 2, Sector 2,
 020335 Bucharest
 Tel.: +40 (0) 21 25 07 750
 Fax: +40 (0) 21 25 07 750
 E-Mail: office-romania@geze.com

Russian Federation
 GEZE GmbH Representative
 Office Russia
 Gamsonovskiy Per. 2
 115191 Moskau
 Tel. +7 (0) 495 933 06 59
 Fax +7 (0) 495 933 06 74
 E-Mail: office-russia@geze.com

Scandinavia – Sweden
 GEZE Scandinavia AB
 Mallslingan 10
 Box 7060
 18711 Täby, Sweden
 Tel. +46 (0) 8-7323-400
 Fax +46 (0) 8-7323-499
 E-Mail: sverige.se@geze.com

Scandinavia – Norway
 GEZE Scandinavia AB avd. Norge
 Industriveien 34 B
 2073 Dal
 Tel. +47 (0) 639-57 200
 Fax +47 (0) 639-57 173
 E-Mail: norge.se@geze.com

Scandinavia – Finland
 Branch office of GEZE Scandinavia AB
 Herralantie 824
 Postbox 20
 15871 Hollola
 Tel. +358 (0) 10-40 05 100
 Fax +358 (0) 10-40 05 120
 E-Mail: finland.se@geze.com

Scandinavia – Denmark
 GEZE Danmark
 Branch office of GEZE Scandinavia AB
 Mårkærvej 13 J-K
 2630 Taastrup
 Tel. +45 (0) 46-32 33 24
 Fax +45 (0) 46-32 33 26
 E-Mail: danmark.se@geze.com

Singapore
 GEZE (Asia Pacific) Pte. Ltd.
 21 Bukit Batok Crescent
 #23-75 Wcega Tower
 Singapore 658065
 Tel: +65 6846 1338
 Fax: +65 6846 9353
 E-Mail: gezesesea@geze.com.sg

South Africa
 GEZE Distributors (Pty) Ltd.
 118 Richards Drive, Halfway House,
 Ext 111, P.O. Box 7934, Midrand 1685,
 South Africa
 Tel: + 27 (0) 113 158 286
 Fax: + 27 (0) 113158261
 Email: info@gezesa.co.za

Switzerland
 GEZE Schweiz AG
 Bodenackerstrasse 79
 4657 Dulliken
 Tel. +41 (0) 62 285 54 00
 Fax +41 (0) 62 285 54 01
 E-Mail: schweiz.ch@geze.com

Turkey
 GEZE GmbH Türkiye - İstanbul
 İrtibat Bürosu
 Ataşehir Bulvarı, Ata 2/3
 Plaza Kat: 9 D: 84 Ataşehir
 Kadıköy / İstanbul
 Tel. + 90 (0) 21 64 55 43 15
 Fax + 90 (0) 21 64 55 82 15
 E-Mail: office-turkey@geze.com

Ukraine
 GEZE Ukraine TOV
 ul. Viskoznaya, 17,
 Building 93-B, Office 12
 02660 Kiev
 Tel./Fax +38 (0) 44 501 22 25
 E-Mail: office-ukraine@geze.com

United Arab Emirates/GCC
 GEZE Middle East
 P.O. Box 17903
 Jebel Ali Free Zone
 Dubai
 Tel. +971 (0) 4-88 33 112
 Fax +971 (0) 4-88 33 240
 E-Mail: geze@emirates.net.ae

United Kingdom
 GEZE UK Ltd.
 Blenheim Way
 Fradley Park
 Lichfield
 Staffordshire WS13 8SY
 Tel. +44 (0) 1543 44 30 00
 Fax +44 (0) 1543 44 30 01
 E-Mail: info.uk@geze.com

GEZE REPRESENTATIVE