



PF100R

LARGE PULL HANDLE

Right Hand

Dimensions (mm):

Backplate: 457x76
 Handle Length: 334
 Projection: 90.5
 Plate Thickness: 4.5

Variations:

PF101L Left Hand



CP *SPECIAL ORDER



PB



PF102

LARGE PUSH PLATE

Dimensions (mm):

Backplate: 457x76
 Plate Thickness: 4.5



PB



PF103ER

**ENGRAVED LARGE
PULL HANDLE**
Right Hand
Dimensions (mm):

Backplate: 457x76

Handle Length: 334

Projection: 90.5

Variations:**PF104EL** Left Hand

PF105E

ENGRAVED PUSH PLATE**Dimensions (mm):**

Backplate: 457x76

Plate Thickness: 4.5



**PF109AR****LAURIN PULL HANDLE**

Right Hand

Dimensions (mm):

Backplate: 377x42

Handle Length: 274

Projection: 51

Variations:**PF109AL** Left Hand

PB

**PF110****LAURIN FINGER PLATE****Dimensions (mm):**

Backplate: 370x64



PB



PF106

ORNATE PULL HANDLE**Dimensions (mm):**

Backplate:	382x64
Handle Length:	270
Projection:	69




PF107

FINGER PLATE**Dimensions (mm):**

Backplate:	382x64
------------	--------





AA92

PUB STYLE PULL HANDLE

Dimensions (mm):

Total Length:	254
Handle Length:	200
Projection:	47

Finish: PB

AA93	
Total Length:	305




CP



PB



SC



AA90

CRANKED PULL HANDLE

Dimensions (mm):

Handle Length:	230
Projection:	47

Finish: PB

AA91	
Handle Length:	305



CP



PB



AA36

BOW HANDLE**Dimensions (mm):**

Total Length: 152
Projection: 20

Finish: PB

AA36L
Total Length: 175
Projection: 25



MB37

VICTORIAN PULL HANDLE

Left/Right Handed Pairs

Dimensions (mm):

Handle Length: 202
Projection: 46





AA95

CAST PULL HANDLE

Dimensions (mm):

Backplate:	295x60.5
Handle Length:	170
Projection:	65
Plate Thickness:	5



PB



AA16WRB

STUDIO H PULL HANDLE

Bolt Through

Dimensions (mm):

Centres:	254
Projection:	70

Variations:

AA16WRA	
Centres:	203



CP



PB



PVD

AA16WRB - CP only available
as special finish
AA16WRA - CP and PVD only
available as special finishes



For matching lever
AQ4 see P22
AA14B - CP and SC only
available as special finishes

AA14A

CALLA PULL HANDLE

on Rose

Dimensions (mm):

Length:	229
Centres:	200
Rose:	51 Dia.
Projection:	56

Finish: PB**AA14B**

Length:	350
Centres:	300



CP



PB



SC



For matching lever
AQ1 see P21

AA15

STELLA PULL HANDLE

on Rose

Concealed Fix

Dimensions (mm):

Length:	229
Centres:	196
Rose:	51 Dia.
Projection:	73.



CP



PB



SC *SPECIAL ORDER



For matching lever
AQ2 see P21
Also available without rose
AA16WRA see P92/122
AA16A and C - SC only
available as special finish

AA16B

STUDIO H PULL HANDLE

on Rose
Concealed Fix

Dimensions (mm):

Length: 229
Rose: 51 Dia.
Projection: 71

Finishes:


CP/PB

AA16A
Length: 150

AA16C
Length: 305

AA16D
Length: 380

AA16E
Length: 450



For matching lever
AQ6 see P22

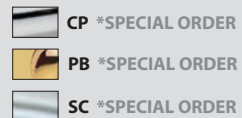
AA17

ESPRIT PULL HANDLE

On Rose
Concealed Fix

Dimensions (mm):

Length: 229
Rose: 51 Dia.
Projection: 51





For matching lever
AQ7 see P23

AA18

ESPRIT 2 PULL HANDLE
on Rose
Concealed Fix

Dimensions (mm):

Length: 229
Rose: 51 Dia.
Projection: 51



For matching lever
AQ5 see P22

AA19

VERONICA PULL HANDLE
On Rose
Concealed Fix

Dimensions (mm):

Length: 229
Rose: 51 Dia.
Projection: 62





DL611

CHESHAM PULL HANDLE

Dimensions (mm):

Backplate:	300x55
Handle Length:	300
Projection:	60




FG16

GEORGIAN BOW HANDLE

Dimensions (mm):

Length:	178
Rose:	35 Dia.
Projection:	50





PF108

**REEDED GRIP
PULL HANDLE**

Bolt Through

Dimensions (mm):

Length:	500
Rose:	56 Dia.
Projection:	80
Centres:	352
Diameter:	30



PB



For matching
fingerplate MB3 see P180

MB40

ORNATE PULL HANDLE

Trellis

Dimensions (mm):

Backplate: 305x70

Handle Length: 200

Projection: 50



PB